



US00D756517S

(12) **United States Design Patent**  
**Sagalovich et al.**

(10) **Patent No.:** **US D756,517 S**

(45) **Date of Patent:** **\*\* May 17, 2016**

(54) **MULTI-PURPOSE MEDICAL IMAGING  
DEVICE SUPPORT APPARATUS**

(71) Applicant: **Comprehensive Telemedicine, New York, NY (US)**

(72) Inventors: **Boris Sagalovich, New York, NY (US);  
Gennady Ukrainsky, New York, NY  
(US); Danny Kopit, Brooklyn, NY (US)**

(73) Assignee: **Comprehensive Telemedicine, Forest Hills, NY (US)**

(\*\*) Term: **14 Years**

(21) Appl. No.: **29/495,544**

(22) Filed: **Jul. 2, 2014**

(51) **LOC (10) Cl.** ..... **24-02**

(52) **U.S. Cl.**  
USPC ..... **D24/137**

(58) **Field of Classification Search**  
USPC ..... D24/137, 133, 135, 138, 140, 158-160,  
D24/172-176, 231; 600/101-183; 128/922;  
348/45, 65, 66, 73, 75  
CPC ..... A61B 1/00066; A61B 1/0057; A61B  
1/0052; A61B 1/00078; A61B 1/227; A61B  
1/233; A61B 5/4827  
See application file for complete search history.

(56) **References Cited**

**U.S. PATENT DOCUMENTS**

D243,717	S *	3/1977	Edmark et al.	.....	D24/134
D325,630	S *	4/1992	Feinbloom et al.	.....	D24/137
6,106,457	A	8/2000	Perkins et al.		
6,381,484	B1	4/2002	Ayanruoh		
D523,455	S *	6/2006	Greise et al.	.....	D16/202
7,137,948	B2 *	11/2006	Tsai	.....	600/109
D559,386	S *	1/2008	Pease et al.	.....	D24/138
D560,804	S *	1/2008	Pease et al.	.....	D24/138
7,419,467	B2	9/2008	Tsai		
D581,052	S *	11/2008	Root et al.	.....	D24/138
D611,142	S *	3/2010	Melder	.....	D24/137

7,802,909	B2	9/2010	Baker		
D651,312	S *	12/2011	Halleck et al.	.....	D24/138
D673,680	S *	1/2013	Personnelli	.....	D24/158
8,469,882	B2 *	6/2013	Andreassen et al.	.....	600/200
D698,441	S	1/2014	Meguro et al.		
D709,192	S *	7/2014	Czupalla et al.	.....	D24/138
D724,209	S *	3/2015	Sun	.....	D24/138
8,988,522	B2 *	3/2015	Schneider et al.	.....	348/82
2008/0139888	A1 *	6/2008	Strom et al.	.....	600/200
2011/0137118	A1	6/2011	Huang		
2013/0012781	A1 *	1/2013	Kaneko	.....	600/148
2013/0267784	A1 *	10/2013	Andreassen et al.	.....	600/200
2015/0126810	A1 *	5/2015	Wood et al.	.....	600/200
2015/0133732	A1 *	5/2015	Goldfain	.....	600/200

**FOREIGN PATENT DOCUMENTS**

WO	WO 02056756	A2	7/2002
WO	WO 2011141925	A1	11/2011

\* cited by examiner

*Primary Examiner* — Wan Laymon

*Assistant Examiner* — Mark Booker

(74) *Attorney, Agent, or Firm* — Ash Tankha; Lipton, Weinberger & Husick

(57) **CLAIM**

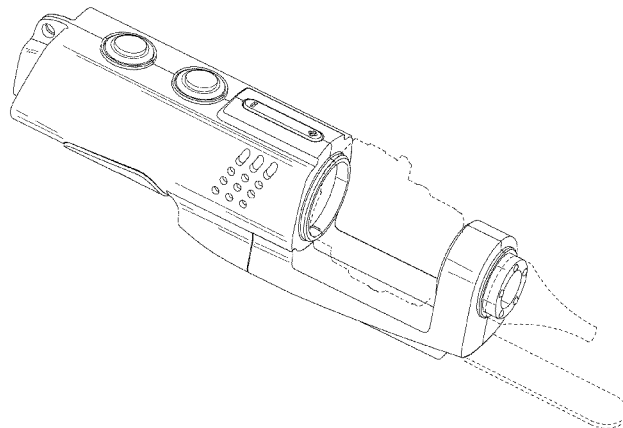
The ornamental design for a multi-purpose medical imaging device support apparatus, as shown and described.

**DESCRIPTION**

FIG. 1 is a perspective view of the multi-purpose medical imaging device support apparatus;  
FIG. 2 is a front elevation view thereof;  
FIG. 3 is a rear elevation view thereof;  
FIG. 4 is a top plan view thereof;  
FIG. 5 is a bottom view thereof;  
FIG. 6 is a right side elevation view thereof; and,  
FIG. 7 is a left side elevation view thereof.

The broken line showing of a medical device, a light source, and a tongue depressor is for the purpose of illustrating portions of the article and forms no part of the claimed design.

**1 Claim, 7 Drawing Sheets**



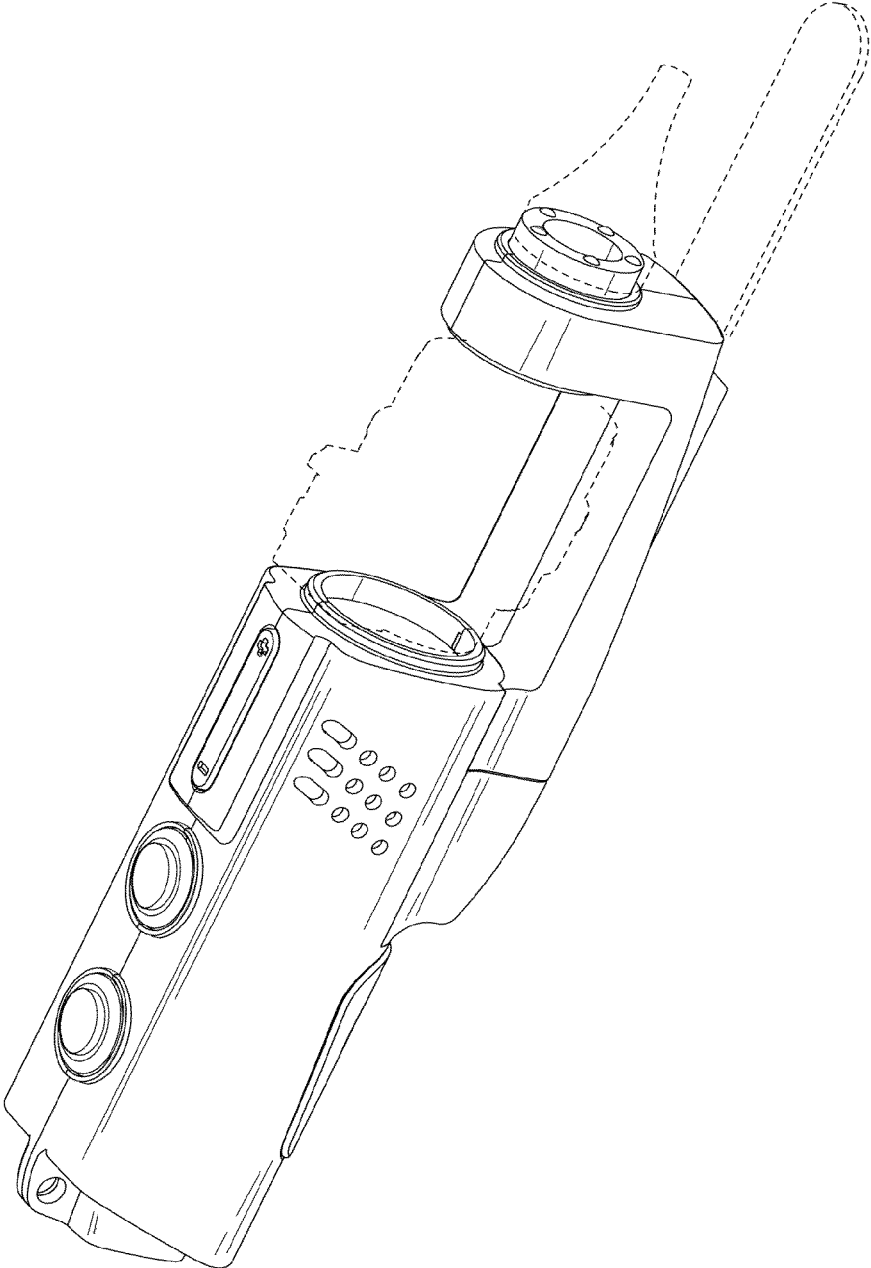


FIG. 1

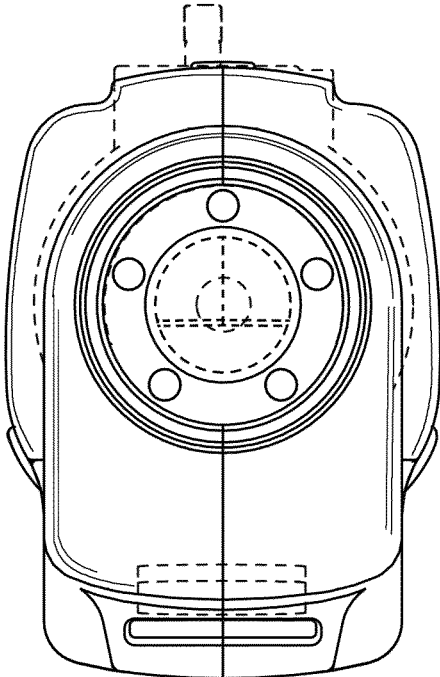


FIG. 2

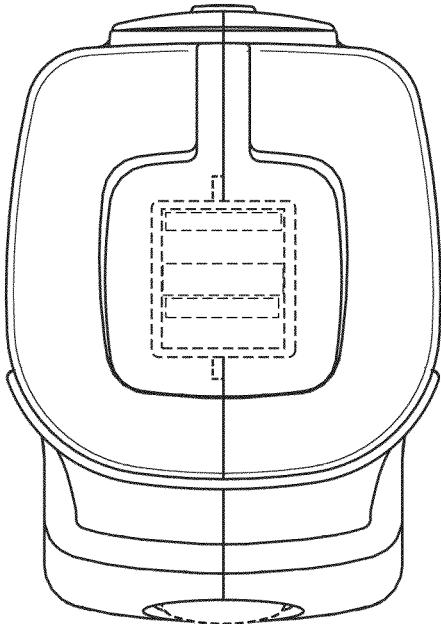


FIG. 3

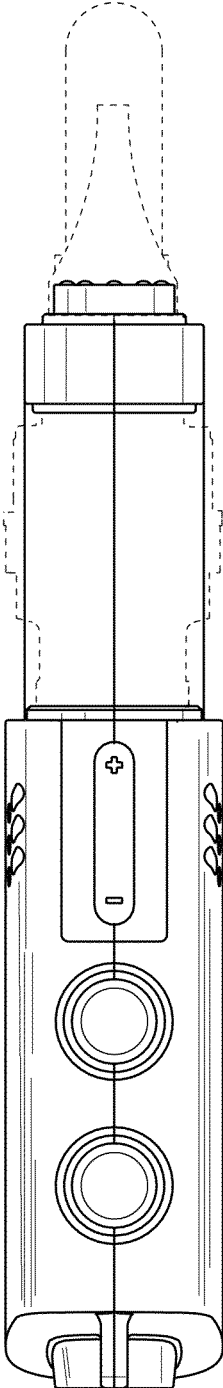


FIG. 4

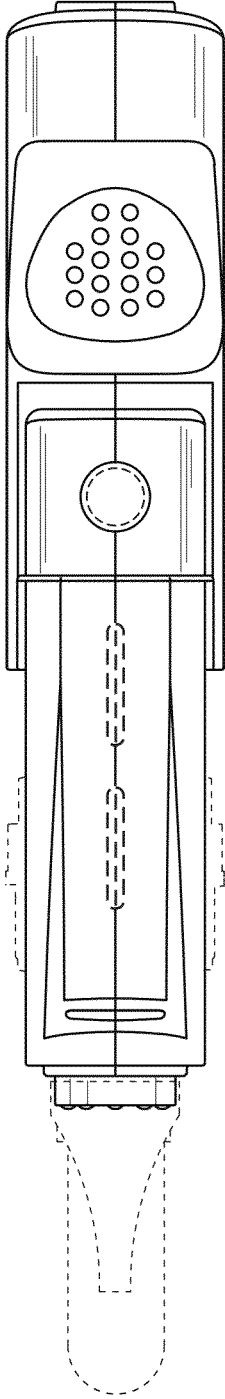


FIG. 5

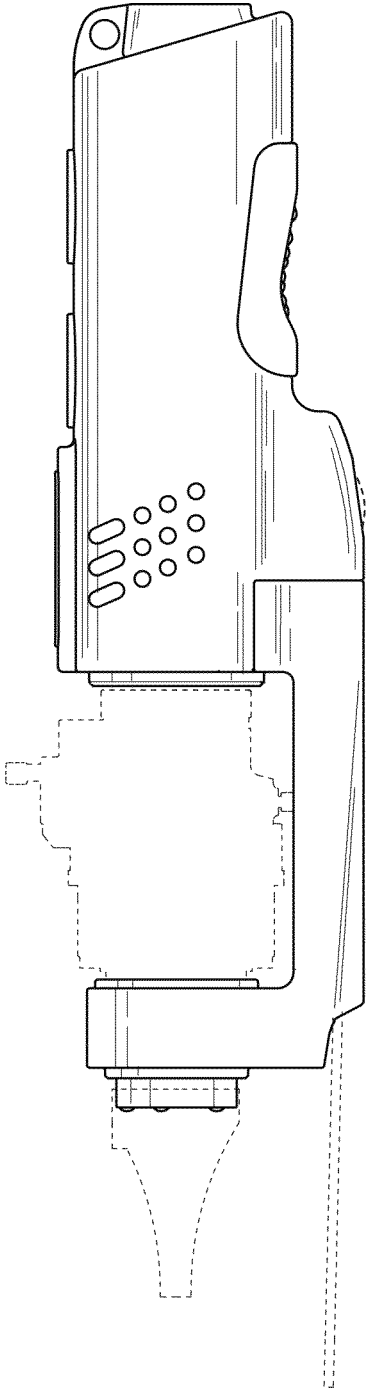


FIG. 6

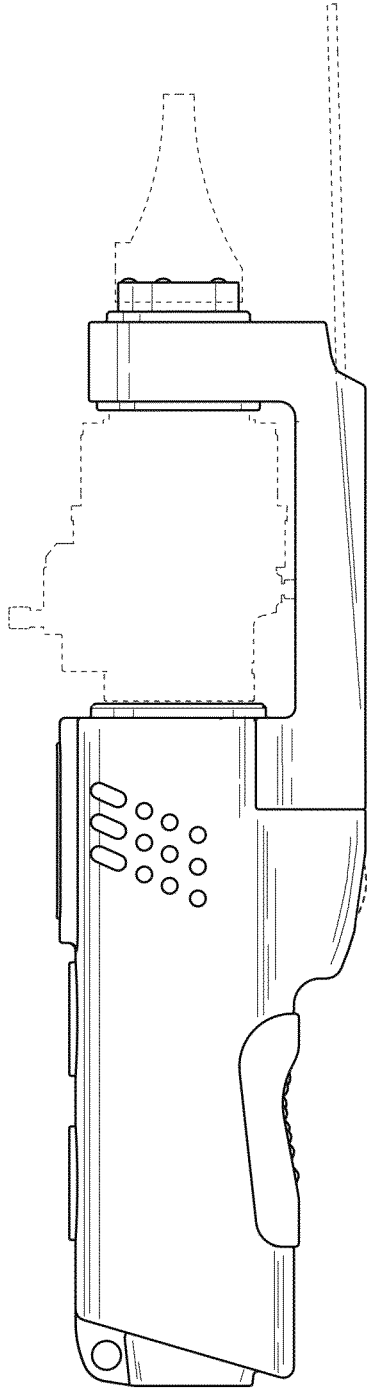


FIG. 7