



US00D644056S

(12) **United States Design Patent**
Shuler

(10) **Patent No.:** **US D644,056 S**

(45) **Date of Patent:** **** Aug. 30, 2011**

(54) **CUSHION SUPPORT**

(75) Inventor: **Tameka Monique Shuler**, Dover, DE (US)

(73) Assignee: **Tameka M. Shuler**, Dover, DE (US)

(**) Term: **14 Years**

(21) Appl. No.: **29/354,425**

(22) Filed: **Jan. 25, 2010**

(51) **LOC (9) Cl.** **06-09**

(52) **U.S. Cl.** **D6/601**

(58) **Field of Classification Search** D6/601,
D6/595, 596, 604; 5/630, 636, 652, 653,
5/655.9, 656, 655.6; 297/220, 397, 391
See application file for complete search history.

(56) **References Cited**

U.S. PATENT DOCUMENTS

2,877,472	A *	3/1959	Wagner	5/636
D388,995	S *	1/1998	Hargest et al.	D6/601
5,718,010	A	2/1998	Beier		
6,041,458	A *	3/2000	Vickers et al.	5/636

6,212,717	B1 *	4/2001	Cooper	5/653
6,957,462	B1	10/2005	Wilcox		
D582,045	S	12/2008	James		
2002/0152553	A1	10/2002	Wynveen		

* cited by examiner

Primary Examiner — Janice Seeger

(74) *Attorney, Agent, or Firm* — Ash Tankha; Lipton, Weinberger & Husick

(57) **CLAIM**

The new design for a cushion support, as shown and described.

DESCRIPTION

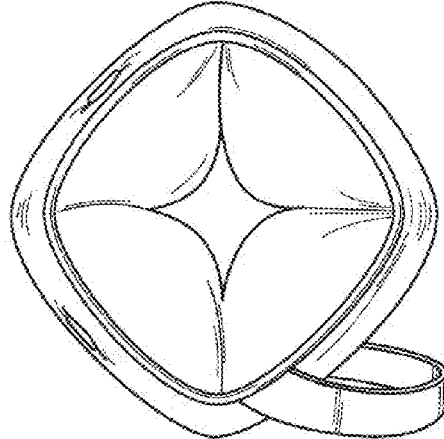
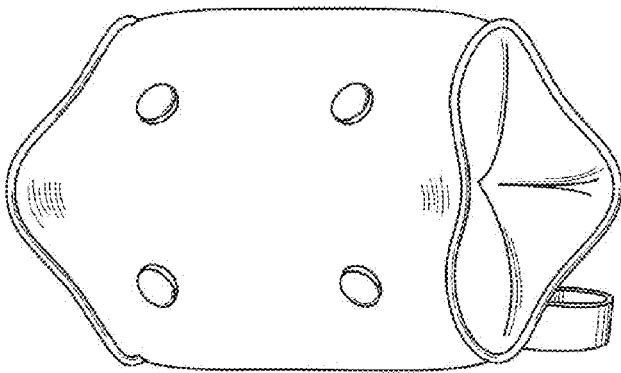
FIG. 1 is a front perspective view of a new design for a cushion support.

FIG. 2 is a side orthogonal view thereof; and,

FIG. 3 is a front orthogonal view of the new design for a cushion support positioned on a headrest of an automobile seat.

The dashed lines in the drawings represent unclaimed subject matter.

1 Claim, 3 Drawing Sheets



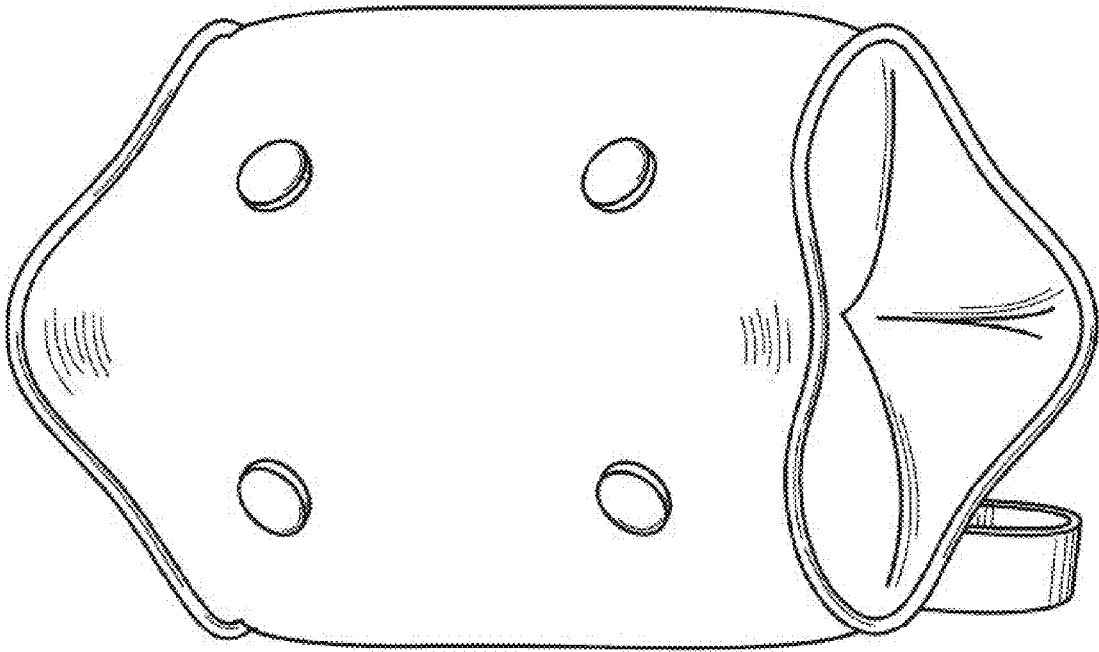


FIG. 1




FIG. 2

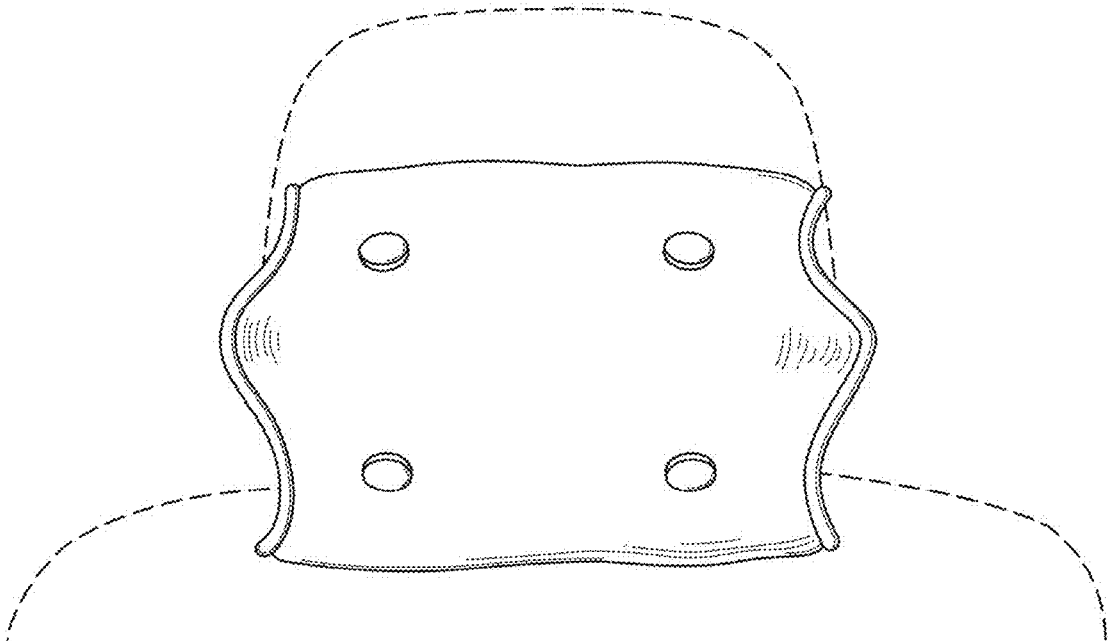


FIG. 3