



US00D820523S

(12) **United States Design Patent**  
**Lopez et al.**

(10) **Patent No.:** **US D820,523 S**

(45) **Date of Patent:** **\*\* Jun. 12, 2018**

(54) **WALL-MOUNTED BACK SCRUBBER**

5,628,083 A \* 5/1997 Hayes ..... A47K 7/024  
15/210.1

(71) Applicants: **Kenneth Oscar Lopez**, Chicago, IL  
(US); **Astute Maria Aurilla**, Chicago,  
IL (US)

7,155,769 B1 \* 1/2007 Baker ..... A47K 7/024  
15/104.92

(72) Inventors: **Kenneth Oscar Lopez**, Chicago, IL  
(US); **Astute Maria Aurilla**, Chicago,  
IL (US)

D599,957 S \* 9/2009 Reggaro ..... D28/63  
D721,850 S \* 1/2015 Pottinger ..... D28/63  
D765,315 S \* 8/2016 Whyte ..... D28/63  
9,474,359 B2 \* 10/2016 Lopez ..... A46B 9/026  
2013/0000660 A1 \* 1/2013 Lopez ..... A46B 9/026  
132/200

(\*\*) Term: **15 Years**

\* cited by examiner

(21) Appl. No.: **29/565,252**

*Primary Examiner* — Karen E Eldridge Powers  
(74) *Attorney, Agent, or Firm* — Ash Tankha; Lipton,  
Weinberger & Husick

(22) Filed: **May 19, 2016**

**Related U.S. Application Data**

(63) Continuation-in-part of application No. 13/536,937,  
filed on Jun. 28, 2012, now Pat. No. 9,474,359.

(51) **LOC (11) Cl.** ..... **28-03**

(52) **U.S. Cl.**  
USPC ..... **D28/63**

(58) **Field of Classification Search**  
USPC ..... D4/100, 118, 119, 130, 199; D24/200,  
D24/211, 212; D28/63; D32/47;  
D23/304  
See application file for complete search history.

(56) **References Cited**

**U.S. PATENT DOCUMENTS**

1,833,426 A \* 11/1931 Knudson ..... A61H 7/001  
601/134  
D351,505 S \* 10/1994 Mastellone ..... D4/116


(57) **CLAIM**

The ornamental design for a wall-mounted back scrubber, as  
shown and described.

**DESCRIPTION**

FIG. 1 is a top perspective view of a wall-mounted back  
scrubber, showing our new design.  
FIG. 2 is a front elevation view thereof;  
FIG. 3 is a right side elevation view thereof;  
FIG. 4 is a rear elevation view thereof;  
FIG. 5 is a left side elevation view thereof;  
FIG. 6 is a bottom plan view thereof;  
FIG. 7 is a top plan view thereof; and,  
FIG. 8 is a bottom perspective view thereof.  
The broken lines illustrate environmental features that form  
no part of the claimed design.

**1 Claim, 6 Drawing Sheets**






FIG. 1

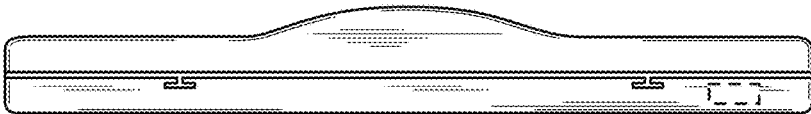


FIG. 2



FIG. 3




FIG. 4



FIG. 5




FIG. 6




FIG. 7




FIG. 8