



US00D730229S

(12) **United States Design Patent**
Rosenblum

(10) **Patent No.:** **US D730,229 S**

(45) **Date of Patent:** **** May 26, 2015**

(54) **ACCESSORY HOLDER**

(71) Applicant: **Michael David Rosenblum**, Hoboken, NJ (US)

(72) Inventor: **Michael David Rosenblum**, Hoboken, NJ (US)

(**) Term: **14 Years**

(21) Appl. No.: **29/475,753**

(22) Filed: **Dec. 6, 2013**

(51) **LOC (10) Cl.** **10-07**

(52) **U.S. Cl.**
USPC **D10/132**

(58) **Field of Classification Search**
CPC . G04B 37/005; G04B 37/1486; G04B 37/087
USPC D10/128, 132, 31, 32, 38, 39; 368/286,
368/287, 316
See application file for complete search history.

(56) **References Cited**

U.S. PATENT DOCUMENTS

1,199,256	A *	9/1916	Farr	368/286
1,205,217	A *	11/1916	Kaufman	224/170
1,219,449	A *	3/1917	Fitch	224/170
D51,239	S *	9/1917	Purver	D10/128
1,260,278	A *	3/1918	Smith	368/281
1,264,650	A *	4/1918	Horcasitas	368/288
1,986,328	A *	1/1935	Dreyfus	368/283
2,038,152	A *	4/1936	Westerman	368/280
D286,754	S *	11/1986	Manfredi	D10/39
4,835,750	A *	5/1989	Quincey	368/286

5,005,161	A *	4/1991	Boilen	368/295
D348,010	S *	6/1994	Riley	D10/30
D402,565	S *	12/1998	Sato et al.	D10/32
D549,597	S *	8/2007	Kraus et al.	D10/31
D552,491	S *	10/2007	Vidal	D10/38
D672,265	S *	12/2012	Pulli	D10/128
8,506,158	B2 *	8/2013	Keung et al.	368/282
2013/0064050	A1 *	3/2013	Cardin	368/295

* cited by examiner

Primary Examiner — Lucy Lieberman

(74) *Attorney, Agent, or Firm* — Ash Tankha; Lipton, Weinberger & Husick

(57) **CLAIM**

The ornamental design for an accessory holder, as shown and described.

DESCRIPTION

FIG. 1 is an isometric view of an ornamental design for an accessory holder;

FIG. 2 is a front elevation view thereof, the rear elevation view being a mirror image thereof;

FIG. 3 is a right side elevation view thereof, the left side elevation view being a mirror image thereof;

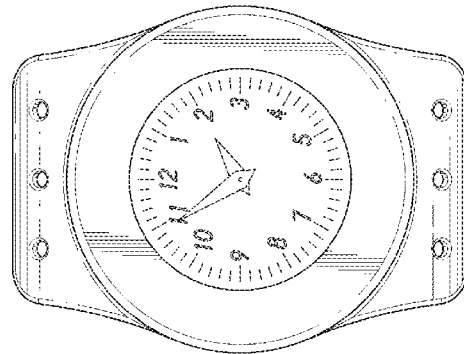
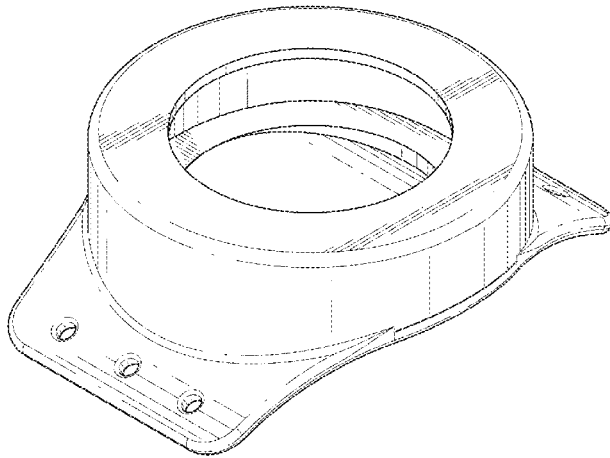
FIG. 4 is a top plan view thereof;

FIG. 5 is a bottom view thereof; and,

FIG. 6 is a top plan view thereof, showing a timepiece securely accommodated and held within the accessory holder.

The broken line showing of the timepiece in FIG. 6 is for the purpose of illustrating environment and forms no part of the claimed design.

1 Claim, 4 Drawing Sheets



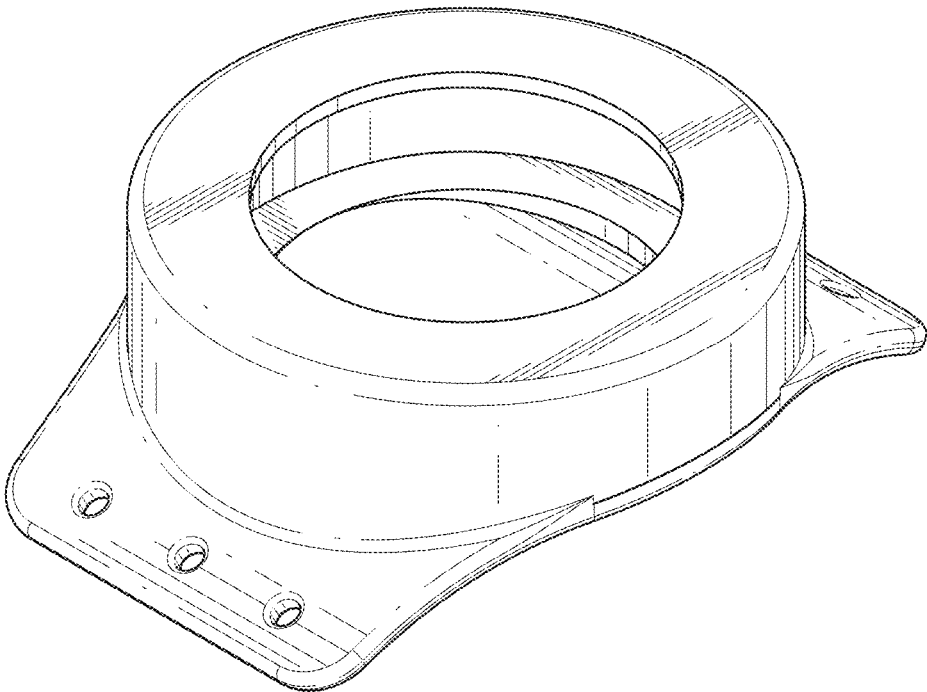


FIG. 1

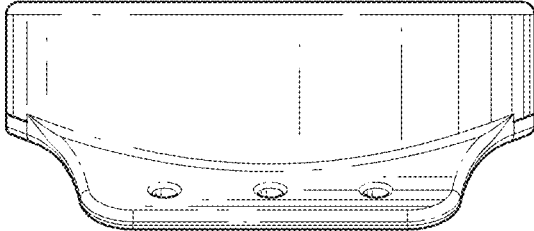


FIG. 2

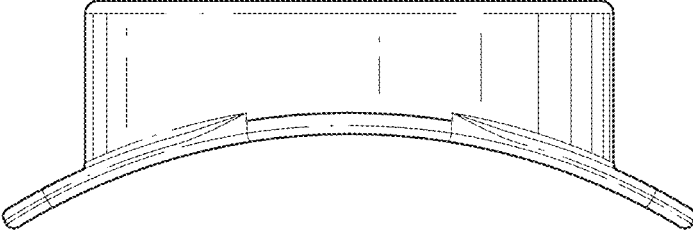


FIG. 3

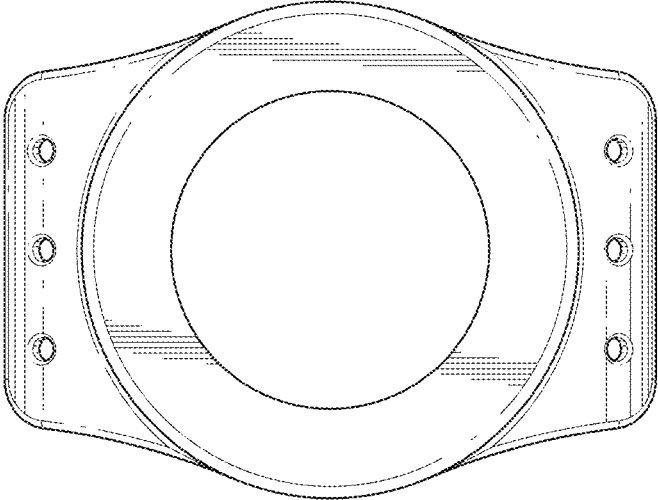


FIG. 4

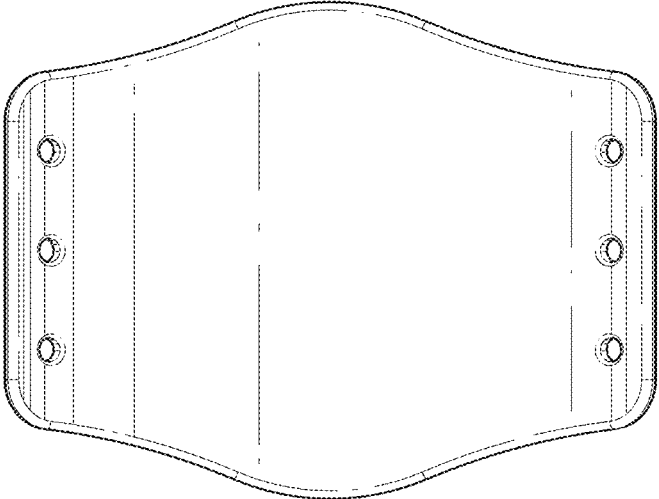


FIG. 5

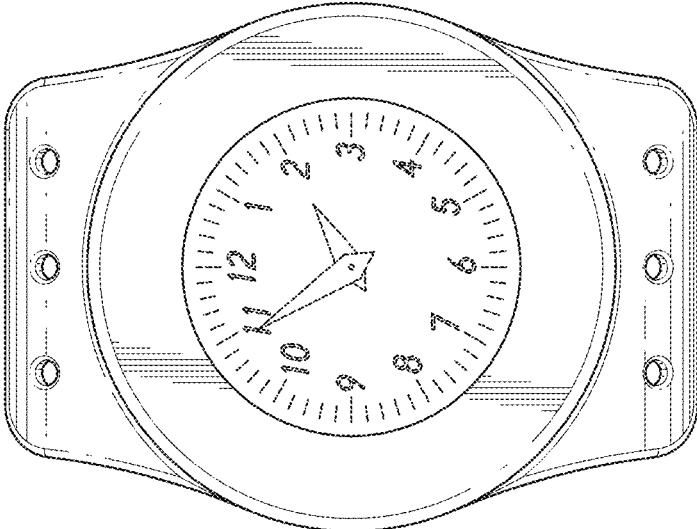


FIG. 6