



US00D693965S

(12) **United States Design Patent**  
**Elliott**

(10) **Patent No.:** **US D693,965 S**

(45) **Date of Patent:** **\*\* Nov. 19, 2013**

- (54) **VERTICAL BACK SCRATCHER**
- (71) Applicant: **Willie Major Elliott**, Irvington, NJ (US)
- (72) Inventor: **Willie Major Elliott**, Irvington, NJ (US)
- (\*\*) Term: **14 Years**
- (21) Appl. No.: **29/436,526**

6,110,132 A *	8/2000	Kurpieski .....	601/136
D627,106 S *	11/2010	Comin .....	D28/91.2
D654,627 S *	2/2012	Anderson .....	D28/91.2
D656,276 S *	3/2012	Kurland .....	D28/91.2
D656,277 S *	3/2012	Mckee .....	D28/91.2
8,191,196 B2 *	6/2012	Aguilar et al. ....	15/210.1
2005/0229347 A1	10/2005	D <sup>2</sup> Almuno	
2006/0225239 A1 *	10/2006	Placencia .....	15/210.1

\* cited by examiner

*Primary Examiner* — Jennifer Rivard

(74) *Attorney, Agent, or Firm* — Ash Tankha; Lipton, Weinberger & Husick

- (22) Filed: **Nov. 6, 2012**
- (51) **LOC (9) Cl.** ..... **28-99**
- (52) **U.S. Cl.**  
USPC ..... **D28/91.2; D28/63**
- (58) **Field of Classification Search**  
USPC ..... D28/91.2, 63, 99; D4/130, 199; 4/606;  
601/136–138; 15/210.1, 160  
See application file for complete search history.

(57) **CLAIM**

The ornamental design for a vertical back scratcher, as shown and described.

**DESCRIPTION**

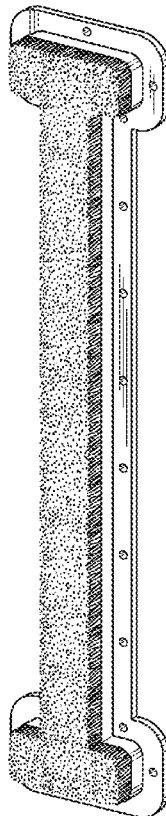
FIG. 1 is a perspective view of a vertical back scratcher;  
 FIG. 2 is a front elevation view thereof;  
 FIG. 3 is a rear elevation view thereof;  
 FIG. 4 is a right side elevation view thereof;  
 FIG. 5 is a left side elevation view thereof;  
 FIG. 6 is a top plan view thereof; and,  
 FIG. 7 is a bottom view thereof.

**1 Claim, 6 Drawing Sheets**

(56) **References Cited**

U.S. PATENT DOCUMENTS

3,279,463 A	10/1966	Krimmel	
3,577,985 A	5/1971	Guffin	
D282,689 S *	2/1986	McCormick .....	D28/91.2
4,704,759 A	11/1987	Mesa	
D320,674 S *	10/1991	Pinkston .....	D28/91.2
5,774,907 A	7/1998	Doggwiler	
D400,658 S *	11/1998	Mejia, Sr. ....	D28/63



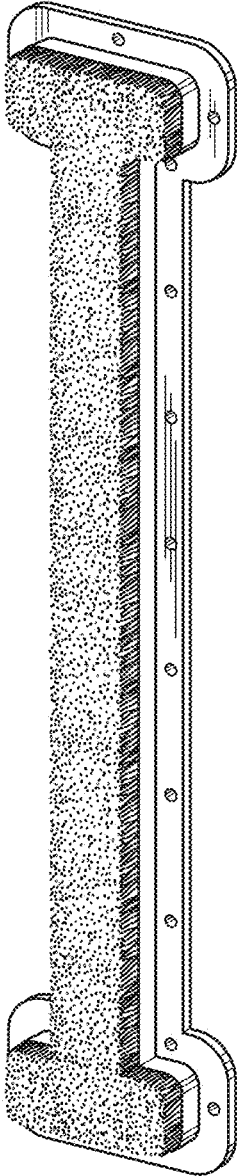


FIG. 1

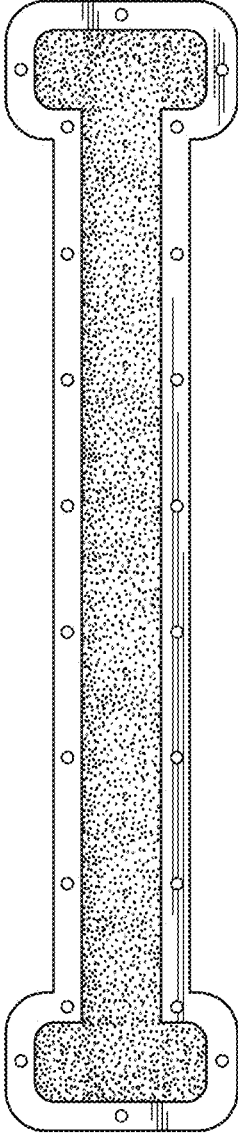


FIG. 2

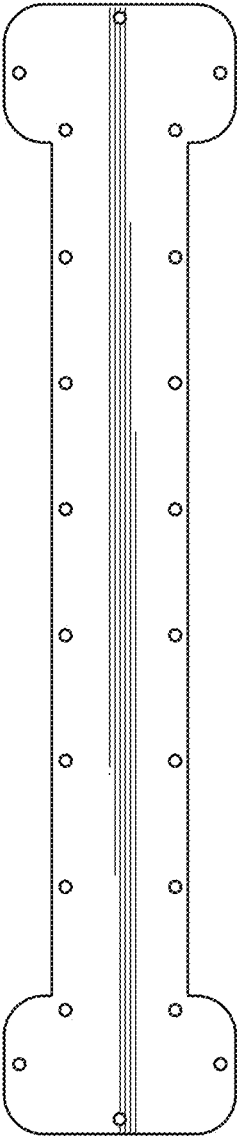


FIG. 3




FIG. 4



FIG. 5



FIG. 6




FIG. 7