



US00D692185S

(12) **United States Design Patent**  
**Gray**

(10) **Patent No.:** **US D692,185 S**

(45) **Date of Patent:** **\*\* Oct. 22, 2013**

(54) **HAIR EXTENSION ACCESSORY**  
(71) Applicant: **Natasha Sherise Gray**, Pleasanton, CA  
(US)

(72) Inventor: **Natasha Sherise Gray**, Pleasanton, CA  
(US)

(\*\*) Term: **14 Years**

(21) Appl. No.: **29/433,814**

(22) Filed: **Oct. 4, 2012**

(51) **LOC (9) CI.** ..... **28-04**

(52) **U.S. CI.** ..... **D28/92**  
USPC ..... **D28/92**

(58) **Field of Classification Search**  
USPC ..... D28/39-43, 92, 93; 132/53-56, 201  
See application file for complete search history.

(56) **References Cited**

**U.S. PATENT DOCUMENTS**

D59,261 S	10/1921	Muller	
3,688,779 A *	9/1972	Greco	132/53
5,988,177 A	11/1999	Bate	
6,105,584 A	8/2000	Williams	
D434,876 S	12/2000	Ife et al.	
D439,014 S	3/2001	Pender	
D445,217 S	7/2001	Vidal	
6,257,244 B1	7/2001	Williams	
6,352,079 B1 *	3/2002	Bate	132/54
D518,604 S	4/2006	Belo	
D592,356 S	5/2009	Salinas	
7,537,014 B1	5/2009	Yoo	
7,735,495 B2	6/2010	Lane et al.	
2004/0168696 A1 *	9/2004	Cox	132/54

2005/0247324 A1 *	11/2005	Nicot et al.	132/54
2007/0221240 A1 *	9/2007	Junsuh Lee	132/201
2008/0047572 A1	2/2008	Park	
2009/0071490 A1	3/2009	Sthair	
2009/0188512 A1 *	7/2009	Eaton	132/54

\* cited by examiner

*Primary Examiner* — Zenia Bennett

(74) *Attorney, Agent, or Firm* — Ashok Tankha

(57) **CLAIM**

The ornamental design for a hair extension accessory, as shown and described.

**DESCRIPTION**

FIG. 1 is a front orthogonal view of a new design for a hair extension accessory comprising a frame defined by a semi-circular peripheral member and a vertical elongate member, and weft members, and tracks of hair weaves within a space defined by the semi-circular peripheral member.

FIG. 2 is a top view showing the thickness of the hair extension accessory, and the rear of the hair extension accessory that has a similar detail and appearance as the front of the hair extension accessory illustrated in FIG. 1.

FIG. 3 is a side perspective view showing positioning of the hair extension accessory to a top portion or a crown portion of a user's head.

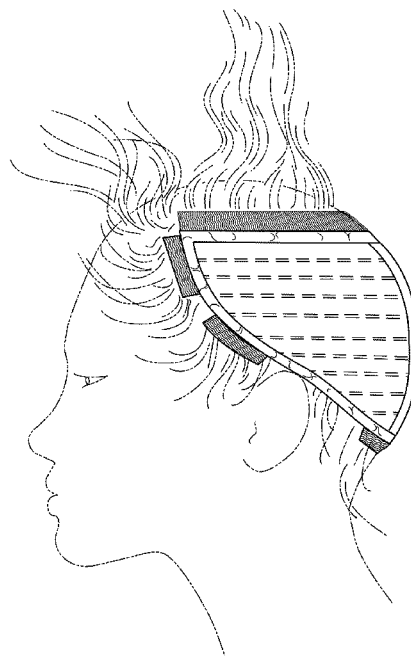
FIG. 4 is a right side view thereof.

FIG. 5 is a left side view thereof; and,

FIG. 6 is a side view showing attachment of the hair extension accessory to a top portion or a crown portion of a user's head via the weft members.

The phantom lines in the drawings represent unclaimed subject matter.

**1 Claim, 5 Drawing Sheets**



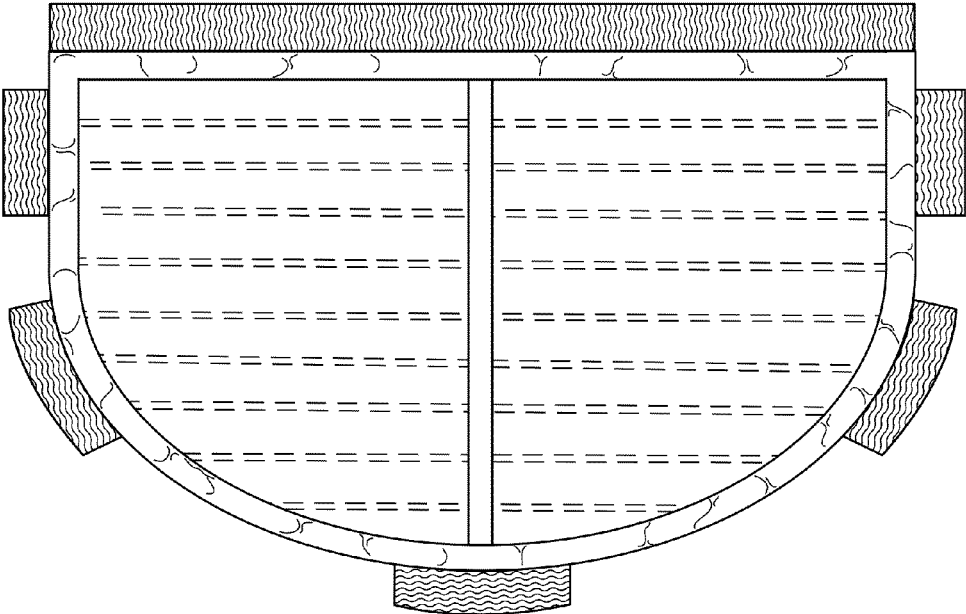


FIG. 1

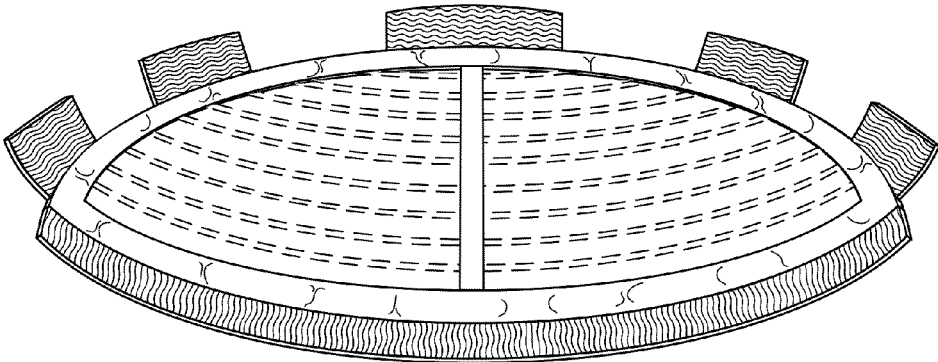


FIG. 2

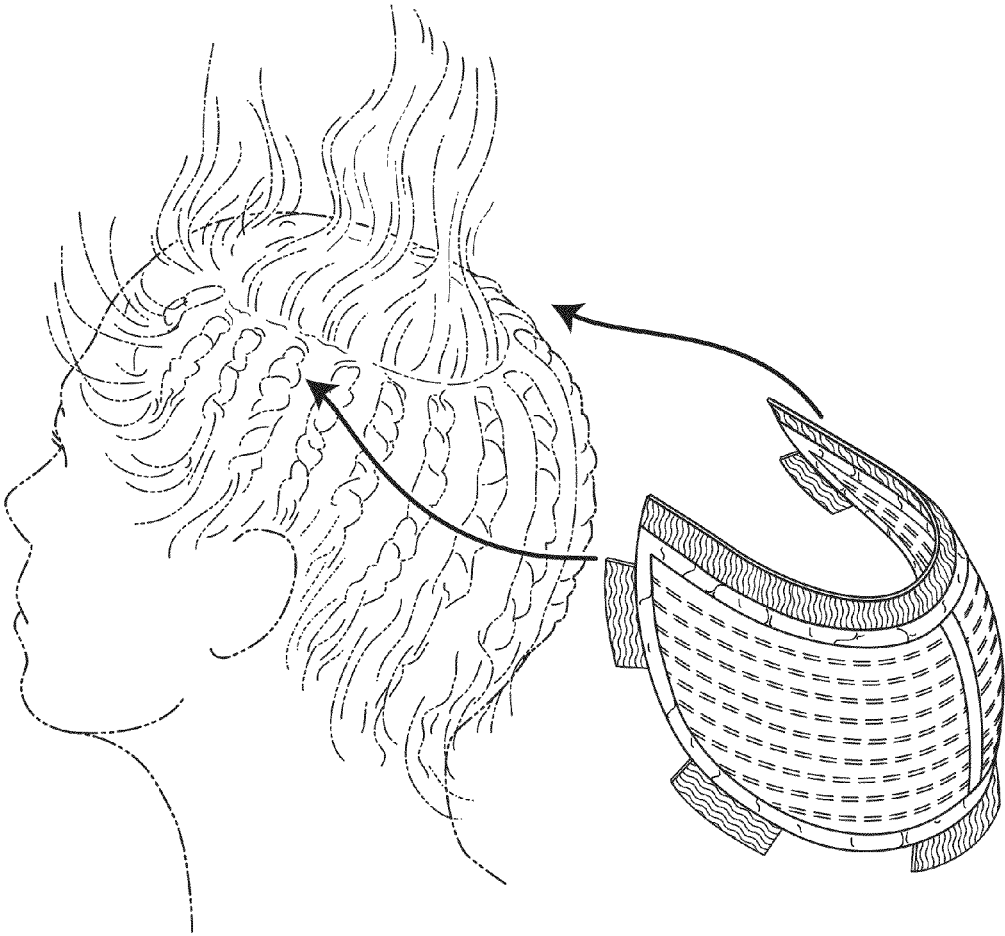


FIG. 3

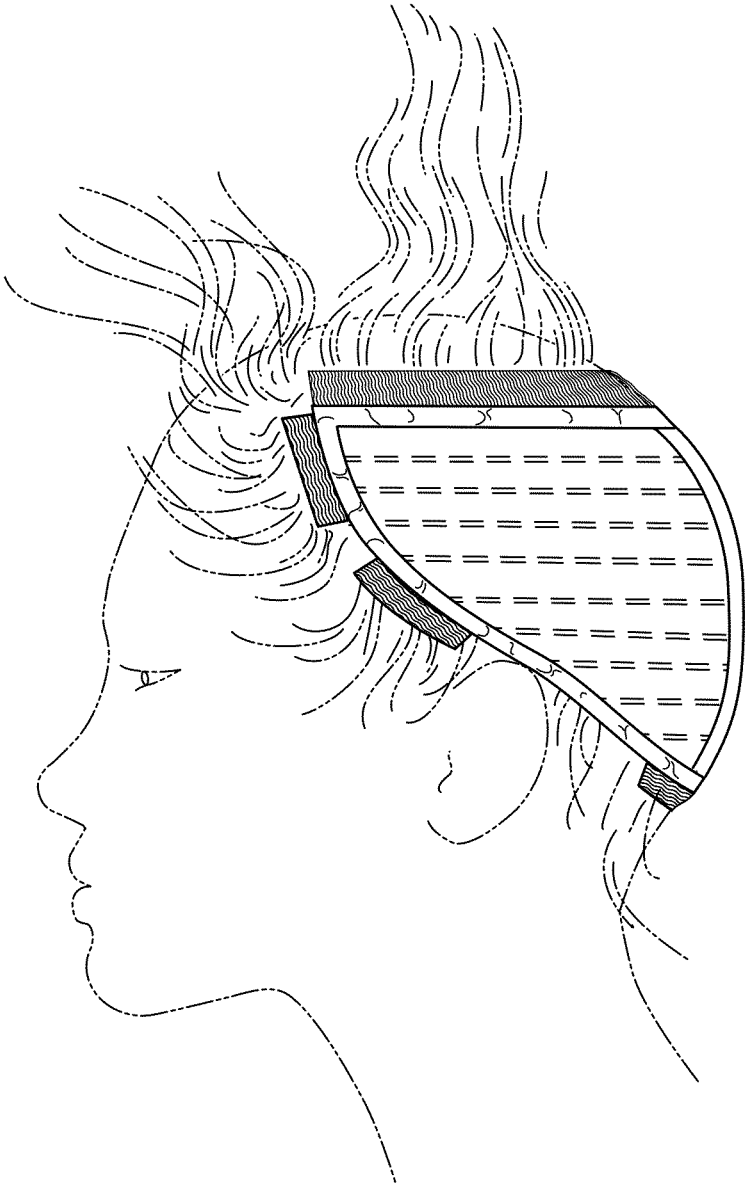


FIG. 4

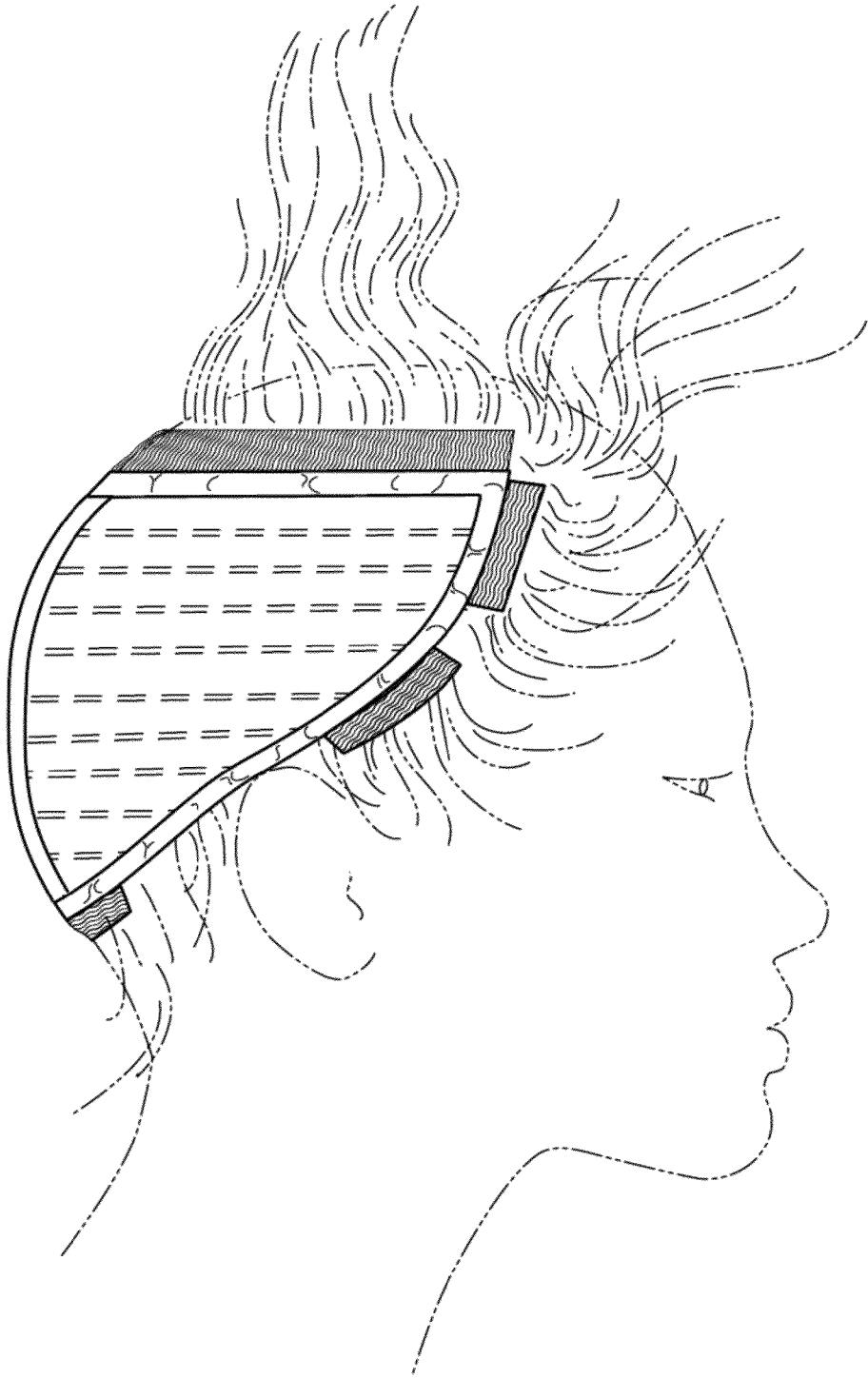


FIG. 5

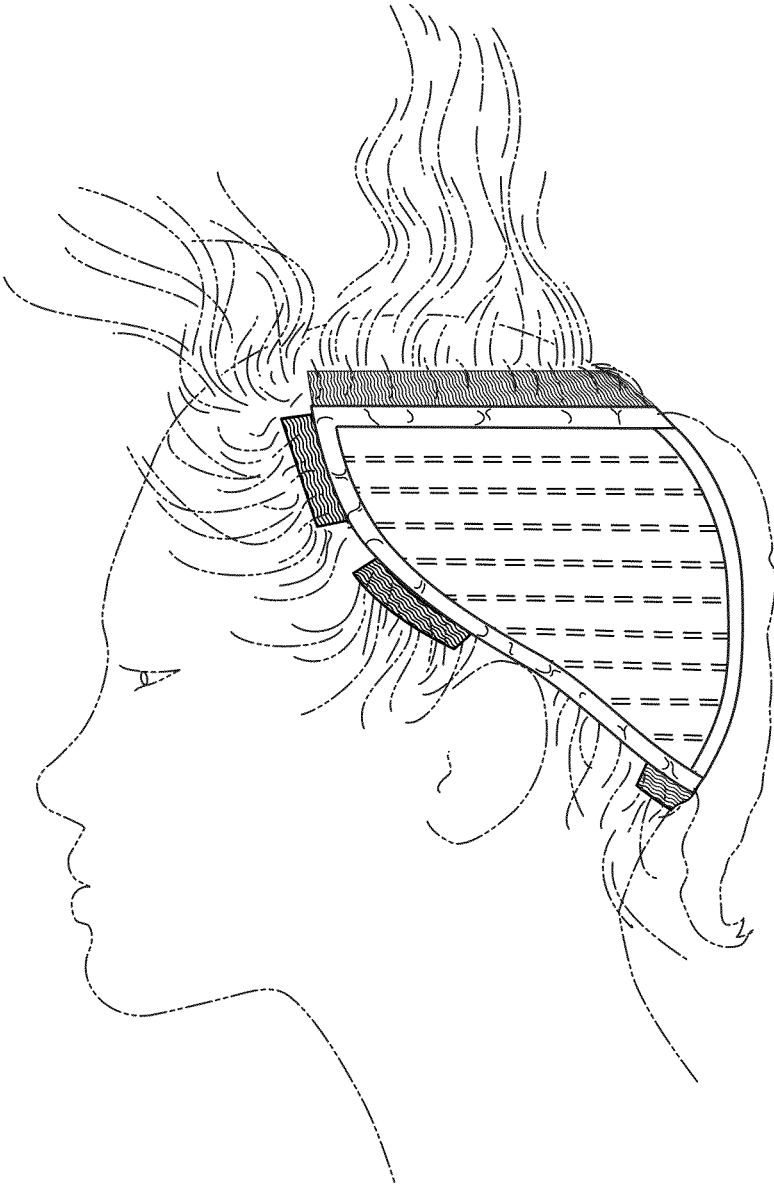


FIG. 6