



US00D624633S

(12) **United States Design Patent**
Watts

(10) **Patent No.:** **US D624,633 S**

(45) **Date of Patent:** **** Sep. 28, 2010**

(54) **PORTABLE SINK WITH CABINETS**

D608,874 S * 1/2010 Barry D23/293.1
7,748,798 B2 * 7/2010 LeTourneau et al. 312/228
2003/0019031 A1 1/2003 Mosis

(76) Inventor: **Martin James Watts**, 280 County Rd.
4285, Salem, MO (US) 65560

* cited by examiner

(**) Term: **14 Years**

Primary Examiner—Robert A Delehanty
(74) *Attorney, Agent, or Firm*—Ash Tankha; IP Legal Services

(21) Appl. No.: **29/335,527**

(22) Filed: **Apr. 17, 2009**

(57) **CLAIM**

(51) **LOC (9) Cl.** **23-02**

An ornamental design of a portable sink with cabinets, as shown.

(52) **U.S. Cl.** **D23/286**

(58) **Field of Classification Search** D23/286,
D23/284, 293.1, 308; 4/630; D6/397, 432;
312/228, 249.8

DESCRIPTION

See application file for complete search history.

FIG. 1 is a perspective view of a new design of a portable sink with cabinets.

(56) **References Cited**

FIG. 2 is a front view of the new design of a portable sink with cabinets.

U.S. PATENT DOCUMENTS

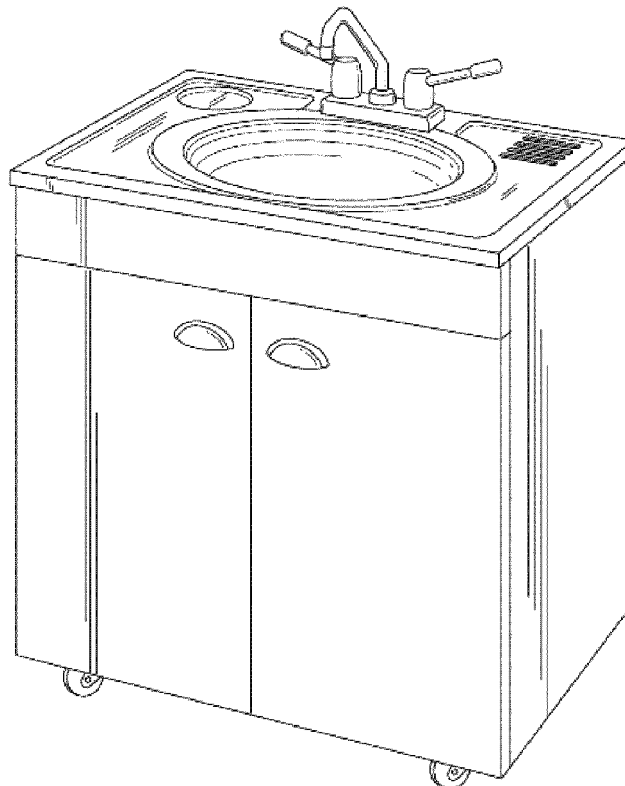
FIG. 3 is a rear view of the new design of a portable sink with cabinets.

- D161,948 S * 2/1951 McGowan D23/286
- D250,595 S 12/1978 Tebbe et al.
- D327,786 S * 7/1992 Ferrell D6/397
- 5,465,438 A * 11/1995 Allman et al. 4/630
- 5,704,078 A * 1/1998 Chandler 4/630
- D401,678 S * 11/1998 Scheel et al. D23/286
- D464,330 S 10/2002 Zarker, Jr.
- D520,264 S * 5/2006 Mehmen et al. D6/441
- D534,370 S 1/2007 Charnik

FIG. 4 is a side view of the new design of a portable sink with cabinets; and,

FIG. 5 is a top view of the new design of a portable sink with cabinets illustrating the countertop with the basin and the receptacles.

1 Claim, 5 Drawing Sheets



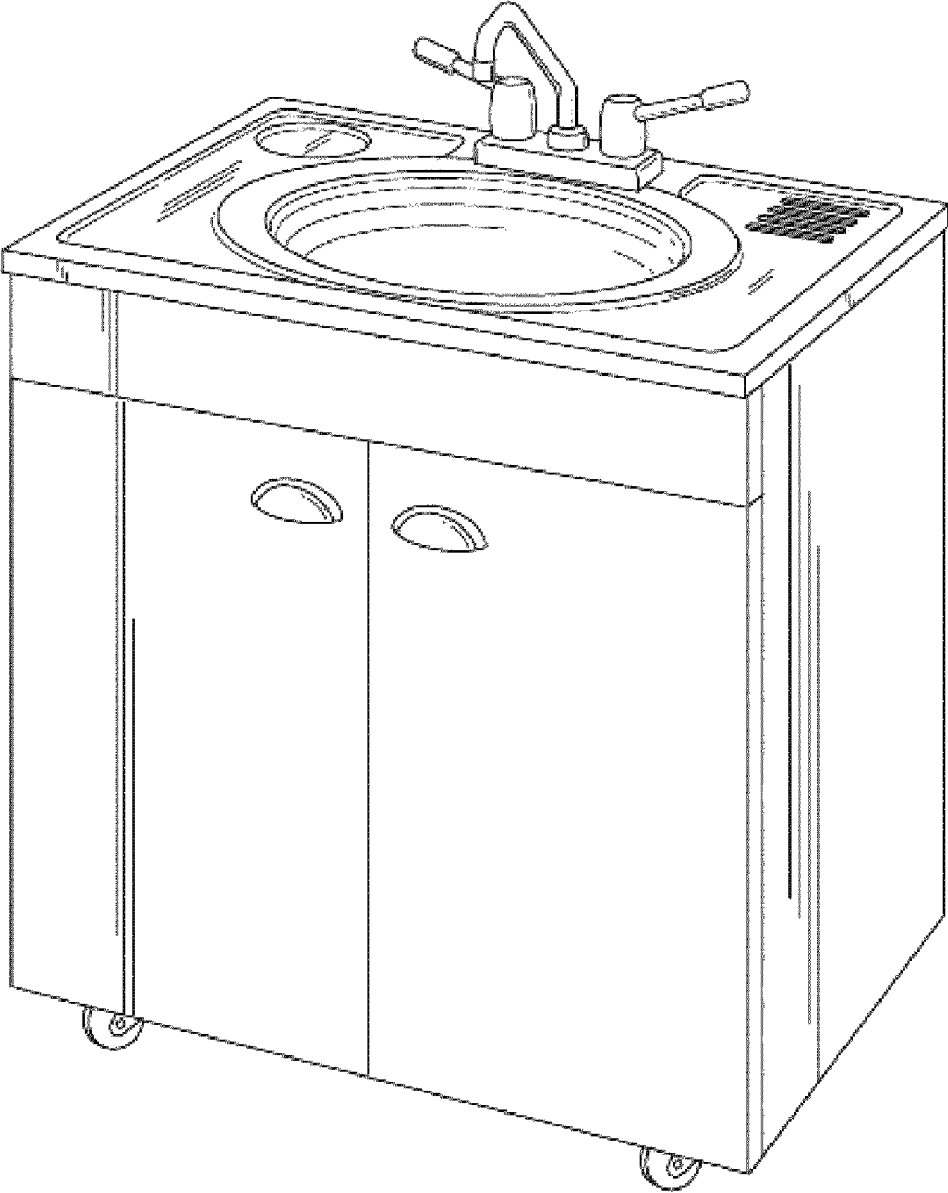


FIG. 1

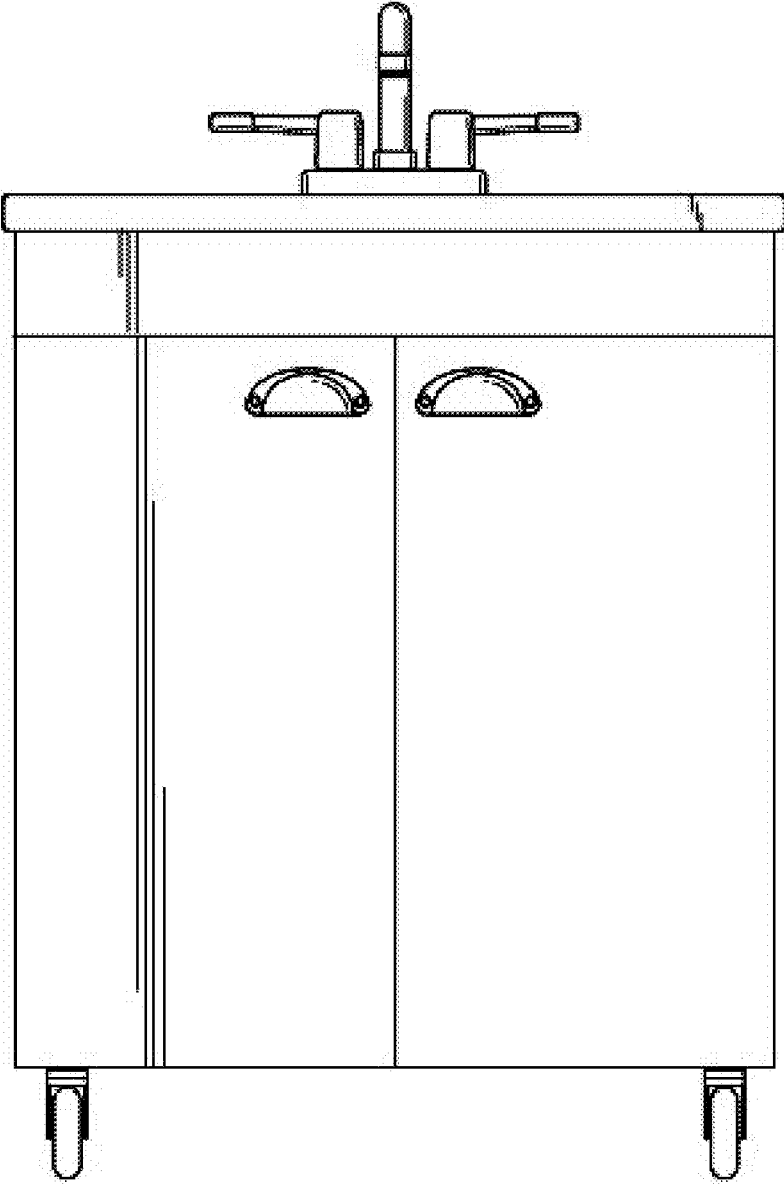


FIG. 2

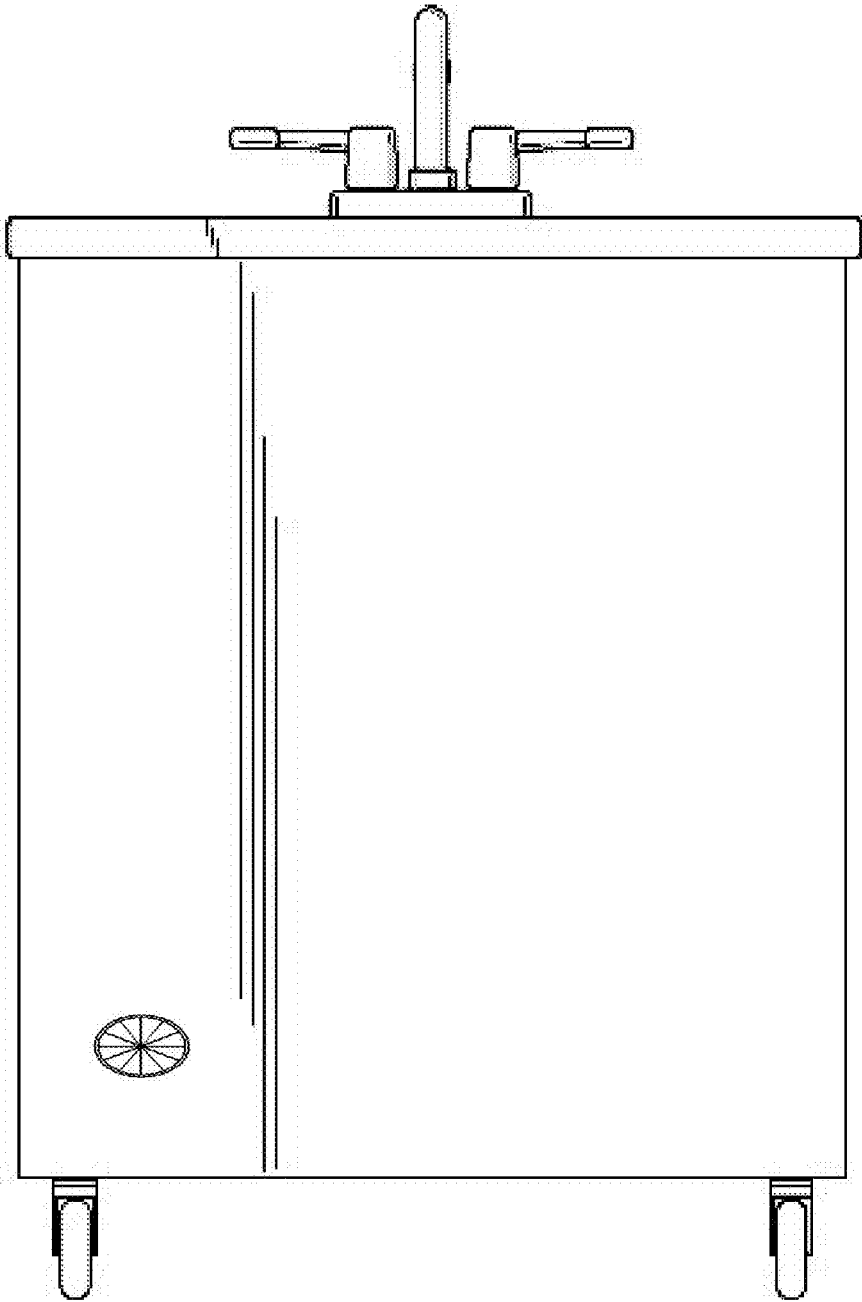


FIG. 3

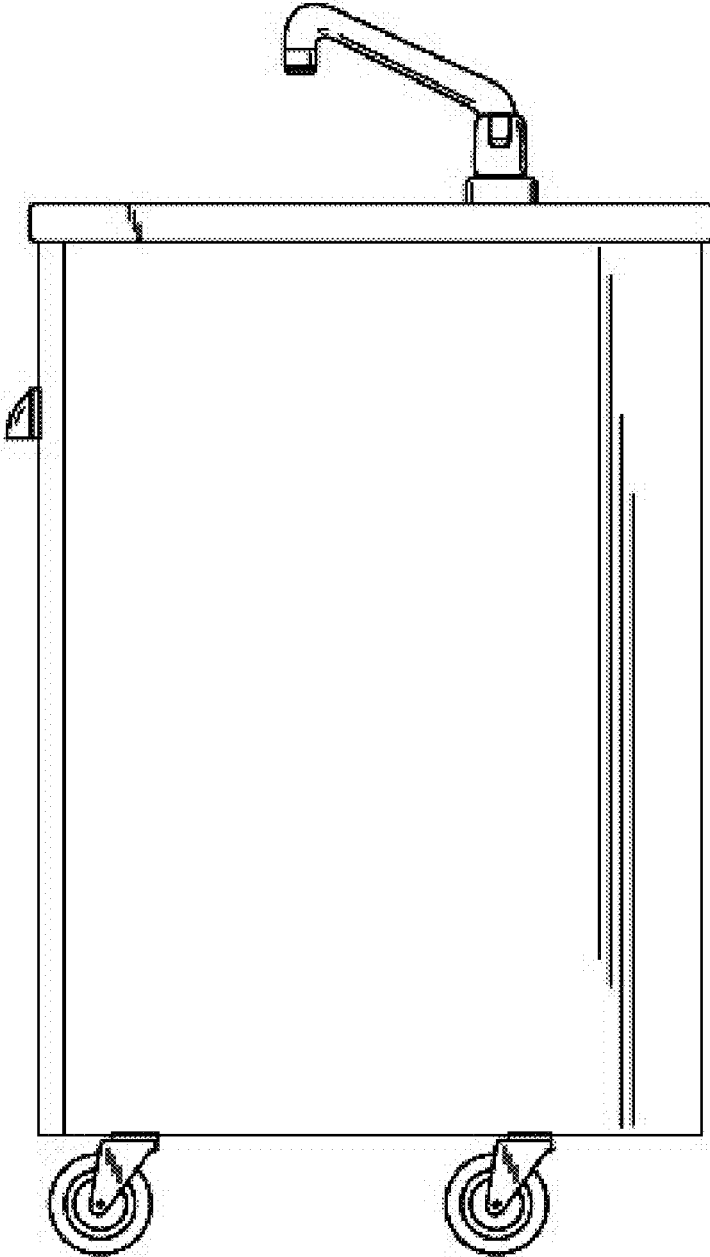


FIG. 4

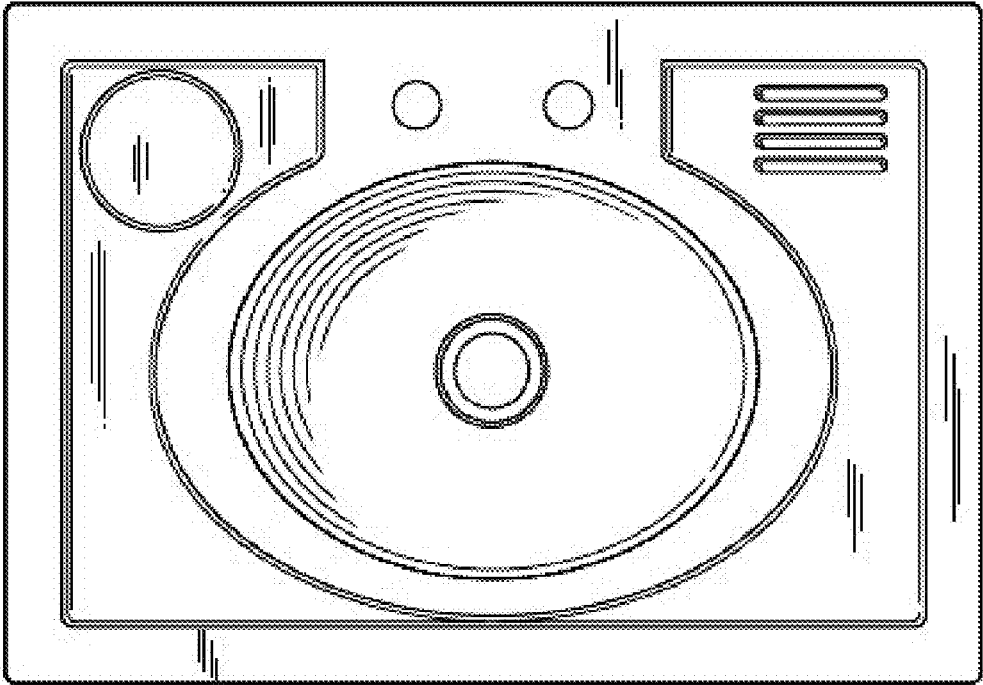


FIG. 5