



(12) **United States Design Patent**
Padilla

(10) **Patent No.:** **US D628,875 S**
(45) **Date of Patent:** **** Dec. 14, 2010**

- (54) **HOSE HANDLING APPARATUS**
- (76) Inventor: **William Padilla**, 2724 Schurz Ave., Unit G-3, Bronx, NY (US) 10465
- (**) Term: **14 Years**
- (21) Appl. No.: **29/357,098**
- (22) Filed: **Mar. 8, 2010**
- (51) **LOC (9) Cl.** **08-05**
- (52) **U.S. Cl.** **D8/356**
- (58) **Field of Classification Search** D8/105, D8/107, 333, 349, 356, 358, 360, 360.1, 367, D8/372, 373, 382, 383, 394-396, 400; D13/133, D13/139.4, 153, 155; 24/18, 20 W, 23 W, 24/115 R, 129 C, 130, 131 R, 197, 561; 52/220.7; 174/135, 153 G, 650, 656; 211/86.01, 87.01, 211/94.01; 242/400.1, 405.1, 405.2, 600, 242/603; 248/65, 74.1-74.4, 201, 214, 215, 248/229.26; 414/800; 294/15
See application file for complete search history.

- (56) **References Cited**
U.S. PATENT DOCUMENTS
D60,640 S * 3/1922 Batts D6/323

(Continued)

Primary Examiner—Robert M Spear
Assistant Examiner—Karen Acker
(74) *Attorney, Agent, or Firm*—Ash Tankha

(57) **CLAIM**

The ornamental design for a hose handling apparatus, as shown and described.

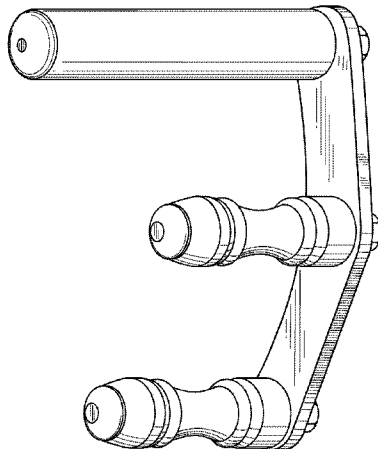
DESCRIPTION

FIG. 1 is a front perspective view of a new design for a hose handling apparatus comprising an angular support member, a cylindrical handle, a first gripping element, and a second gripping element, showing the configuration of the handle, the first gripping element, and the second gripping element on the angular support member.

FIGS. 2-3 are side orthogonal views thereof.
FIG. 4 is a rear orthogonal view thereof, showing the fasteners for fastening the handle, the first gripping element, and the second gripping element to the angular support member.
FIG. 5 is a front orthogonal view thereof; and,
FIGS. 6-7 are end orthogonal views thereof.

The first gripping element and the second gripping element are of a cylindrical curvilinear shape. The support member comprises a first end, a second end, and a middle section defined between the first end and the second end. The handle is detachably connected perpendicular to the support member at the first end of the support member and forms a rigid connection with the support member, as illustrated in FIGS. 1-3 and FIGS. 6-7. The handle provides a grip to a user's hand and enables the user to maneuver a hose. The first gripping element is detachably connected perpendicular to the support member at the middle section of the support member and forms a rigid connection with the support member, as illustrated in FIGS. 1-3 and FIGS. 6-7. The second gripping element is detachably connected perpendicular to the support member at the second end of the support member and forms a rigid connection with the support member, as illustrated in FIGS. 1-3 and FIGS. 6-7. The first gripping element and the second gripping element are centrally concaved to accommodate the hose. A pair of circular washers made of a flexible material is provided around the first gripping element and the second gripping element to provide a firm grip to the hose and to prevent abrasion of the hose. The circular washers are made of a non-slip rubber material. The handle, the first gripping element, and the second gripping element are rigidly connected to the support member using fasteners, as illustrated in FIGS. 1-7. The handle, the first gripping element, and the second gripping element form a parallel configuration on one planar surface of the support member. The first gripping element and the second gripping element together grip the hose. The handle provides a stable grip to a user for maneuvering and advancing the hose gripped between the first gripping element and the second gripping element.

1 Claim, 7 Drawing Sheets



US D628,875 S

Page 2

U.S. PATENT DOCUMENTS

1,862,053	A *	6/1932	Grant	248/76	5,979,840	A	11/1999	Hollister et al.	
D173,504	S *	11/1954	Lorentzen	D6/580	6,447,033	B1	9/2002	Konczak	
3,363,927	A *	1/1968	Wesemann	294/137	6,824,511	B1 *	11/2004	Bell et al.	600/227
D233,580	S *	11/1974	Levine	D6/580	D510,014	S *	9/2005	Sung	D8/367
4,045,067	A *	8/1977	Wieder et al.	294/137	D530,132	S *	10/2006	Ivankovic	D6/580
4,177,359	A *	12/1979	Naranjo	248/49	D542,617	S *	5/2007	Liu	D8/105
4,254,980	A *	3/1981	Anderson	294/15	D554,966	S *	11/2007	Asfahl	D8/107
D291,954	S *	9/1987	Litowitz	D6/581	7,306,272	B2 *	12/2007	Riness	294/15
4,856,834	A	8/1989	Lancaster et al.		D617,625	S *	6/2010	Haining	D8/107
5,913,557	A *	6/1999	Jarock	294/15	2002/0145294	A1 *	10/2002	Clark et al.	294/15
5,957,518	A *	9/1999	Elliott	294/142	2010/0086391	A1 *	4/2010	Padilla	414/800

* cited by examiner

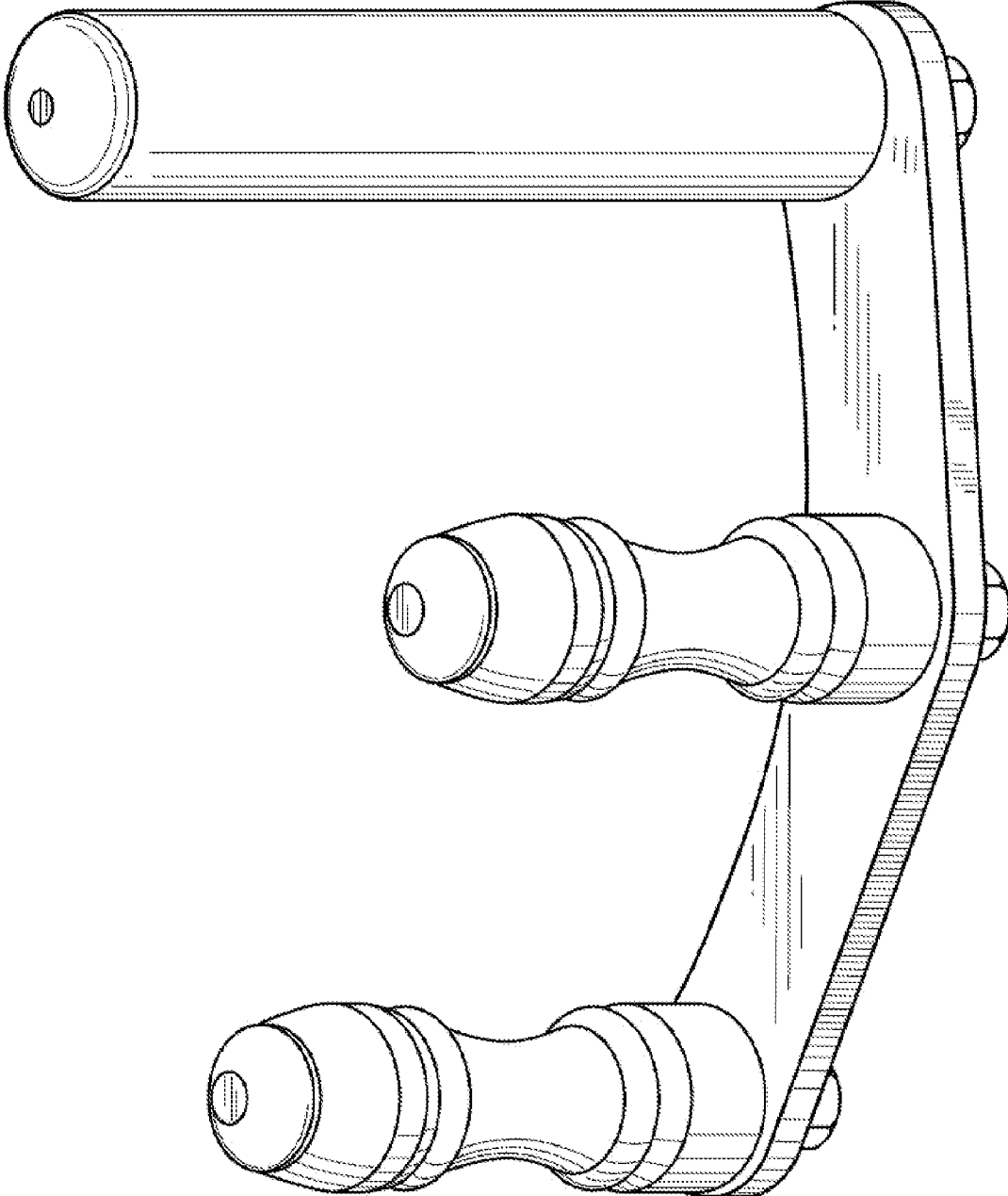


FIG. 1

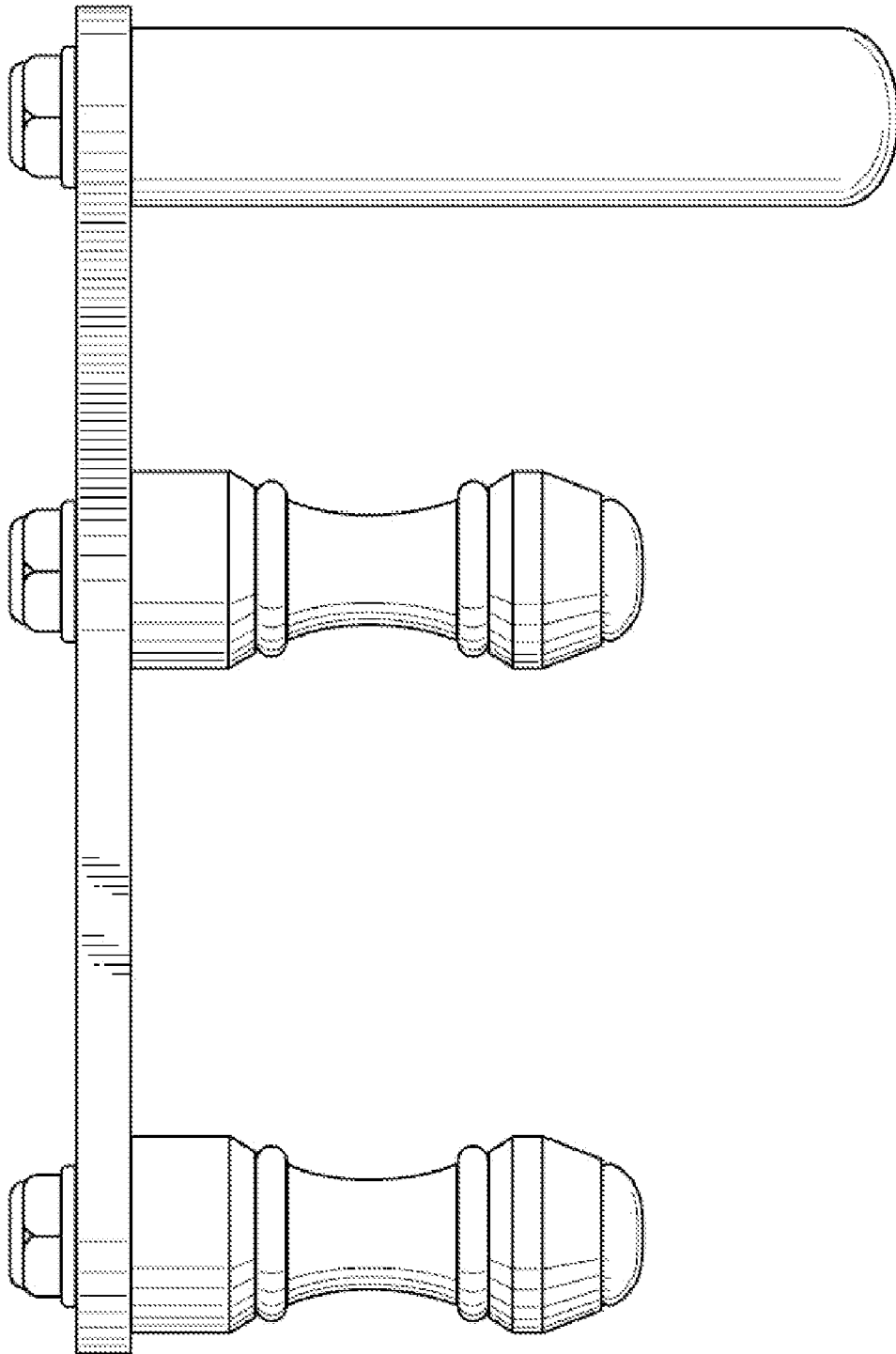


FIG. 2

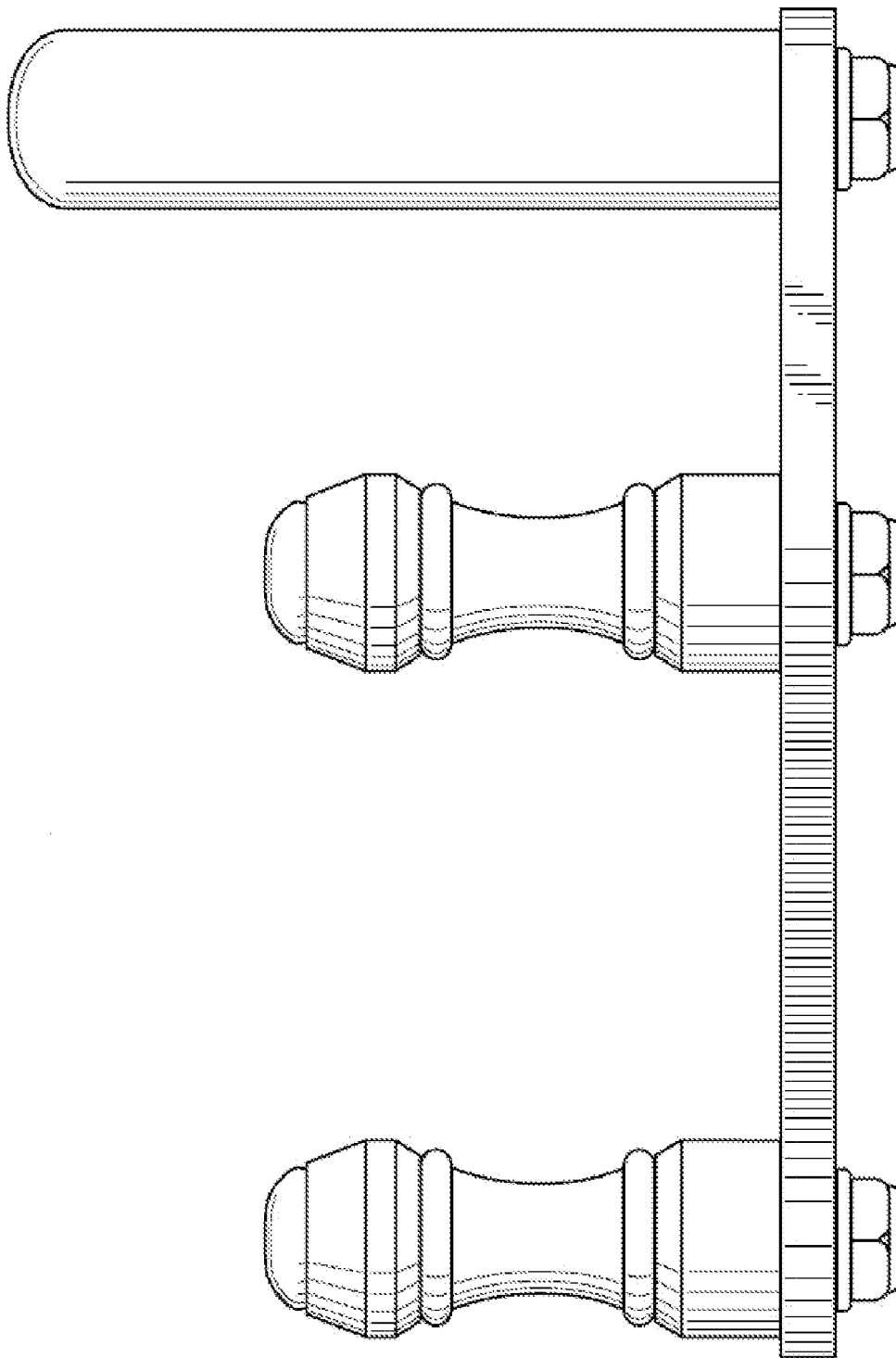


FIG. 3

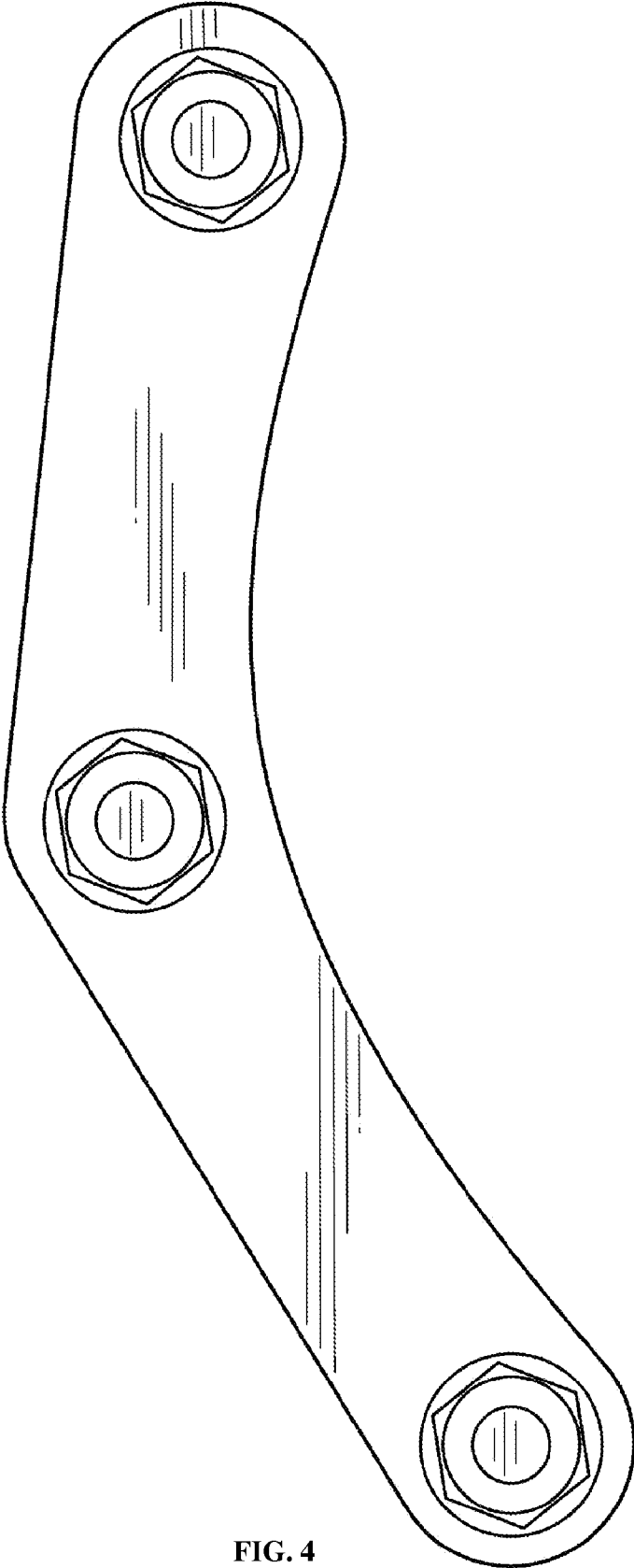


FIG. 4

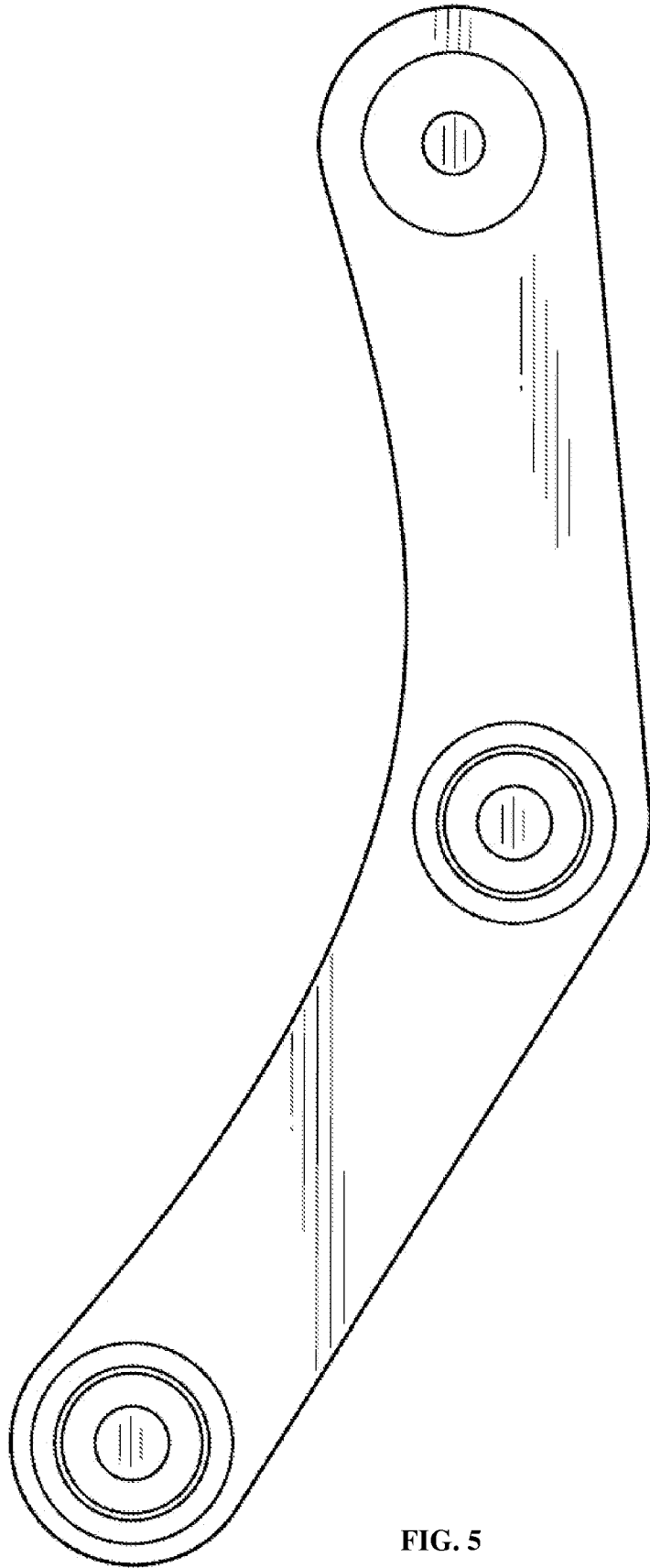


FIG. 5

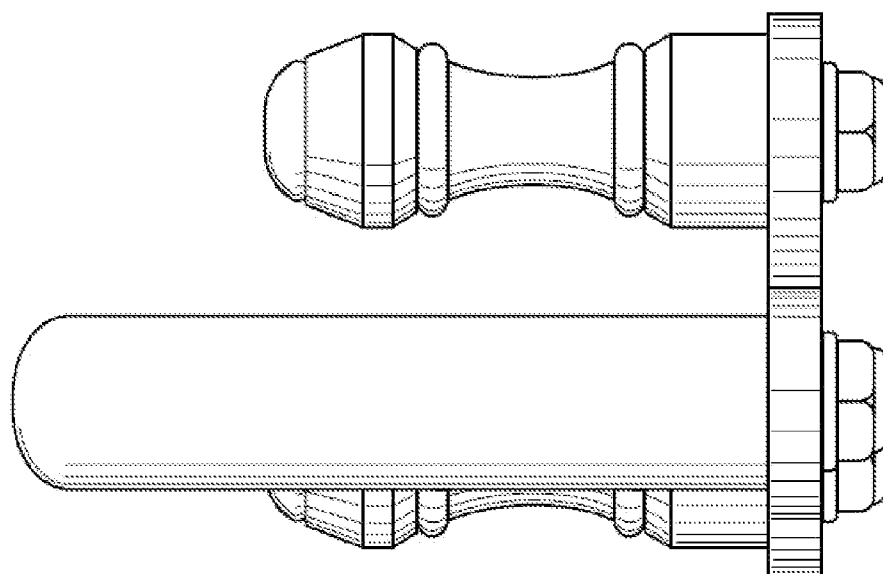


FIG. 6

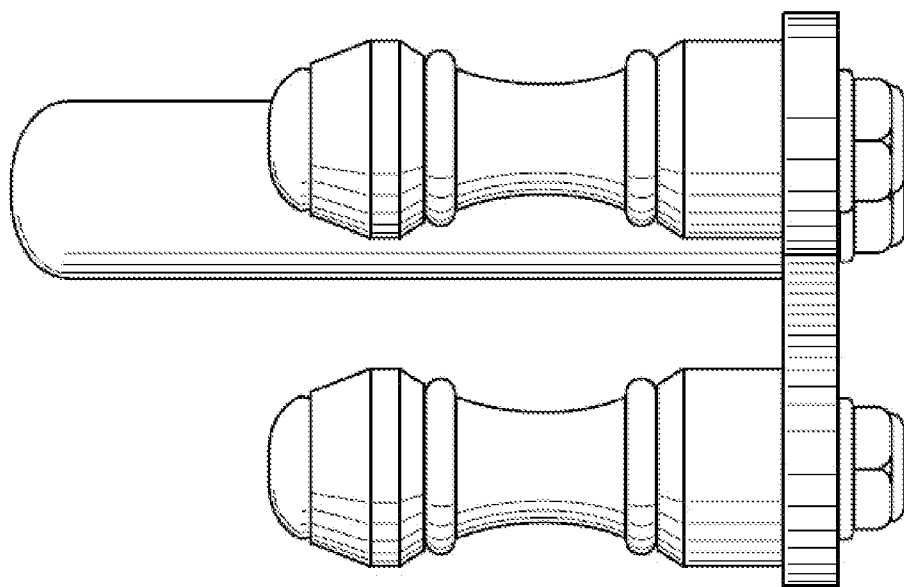


FIG. 7