



US00D693996S

(12) **United States Design Patent**
Khoury

(10) **Patent No.:** **US D693,996 S**

(45) **Date of Patent:** **** *Nov. 26, 2013**

(54) **SNAP-ON TOP FOR FOOTWEAR**

(71) Applicant: **Eliana Khoury**, Los Angeles, CA (US)

(72) Inventor: **Eliana Khoury**, Los Angeles, CA (US)

(*) Notice: This patent is subject to a terminal disclaimer.

(**) Term: **14 Years**

(21) Appl. No.: **29/433,488**

(22) Filed: **Oct. 1, 2012**

(51) **LOC (9) Cl.** **02-04**

(52) **U.S. Cl.**

USPC **D2/917; D2/976**

(58) **Field of Classification Search**

USPC D2/900, 916-918, 943, 946, 969, 974,
D2/976, 978; 36/45, 11.5, 90, 101, 3 A,
36/50.1, 7.5, 9 R

See application file for complete search history.

(56) **References Cited**

U.S. PATENT DOCUMENTS

| | | | | |
|----------------|---------|----------------------|-------|---------|
| 3,698,107 A * | 10/1972 | Fukuoka | | 36/11.5 |
| D419,283 S * | 1/2000 | Coito | | D2/917 |
| 6,769,204 B1 * | 8/2004 | Phillips | | 36/136 |
| D523,214 S * | 6/2006 | Jarmon Mouchi et al. | | D2/946 |
| D528,746 S * | 9/2006 | Belley et al. | | D2/916 |

| | | | | |
|--------------|---------|---------------|-------|--------|
| D561,455 S * | 2/2008 | Belley et al. | | D2/969 |
| D648,118 S * | 11/2011 | Safdeye | | D2/978 |
| D658,360 S * | 5/2012 | LaRusso | | D2/971 |

* cited by examiner

Primary Examiner — Robert M Spear

Assistant Examiner — Rashida C McCoy

(74) *Attorney, Agent, or Firm* — Ash Tankha; Lipton, Weinberger & Husick

(57) **CLAIM**

The ornamental design for a snap-on top for footwear, as shown and described.

DESCRIPTION

FIG. 1 is a top perspective view of a snap-on top for footwear, showing my new design;

FIG. 2 is a top perspective view a snap-on top for footwear, in an unfastened configuration;

FIG. 3 is a bottom perspective view thereof;

FIG. 4 is a top perspective view a snap-on top for footwear, in an unfastened configuration of use;

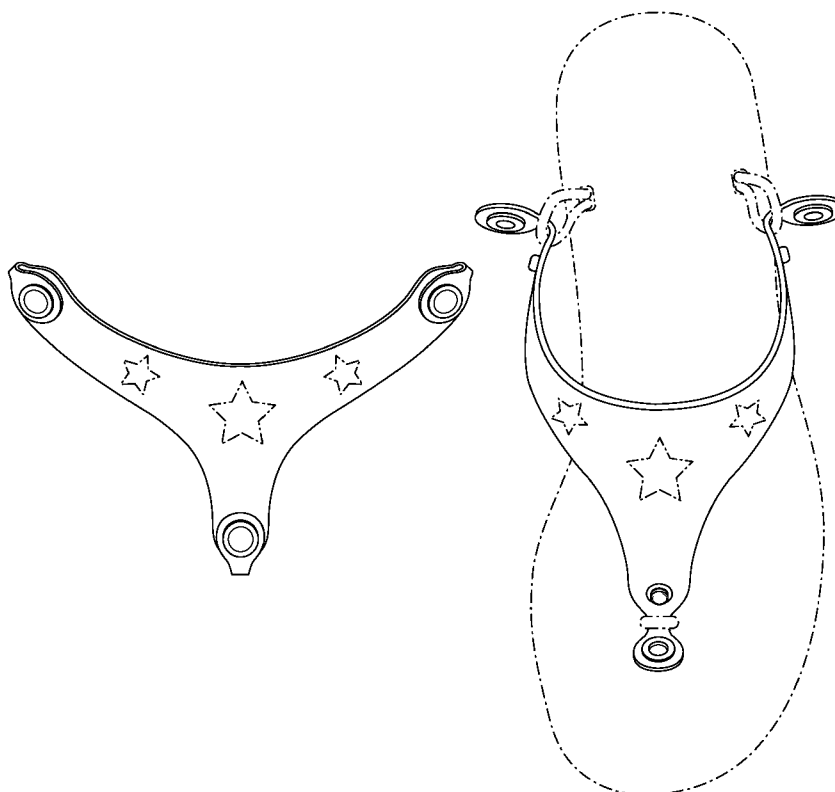
FIG. 5 is a top perspective view a snap-on top for footwear, in a fastened configuration of use;

FIG. 6 is a right side perspective view thereof; and,

FIG. 7 is a left side perspective view thereof.

The broken line showing of printed stars on the upper surface of the top in FIG. 1, FIG. 2, and FIGS. 4-7, and the broken line showing of the sole base with the loops in FIGS. 4-7 illustrate environment and form no part of the claimed design.

1 Claim, 7 Drawing Sheets



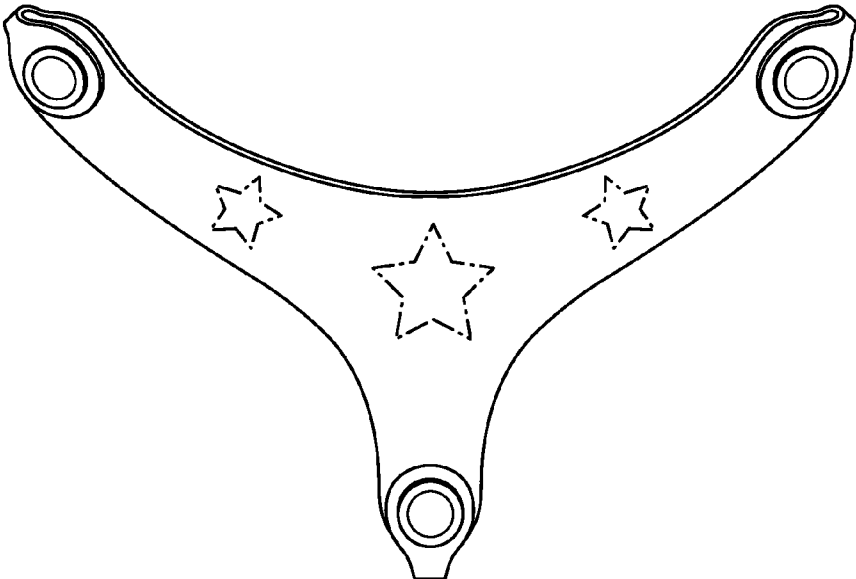


FIG. 1

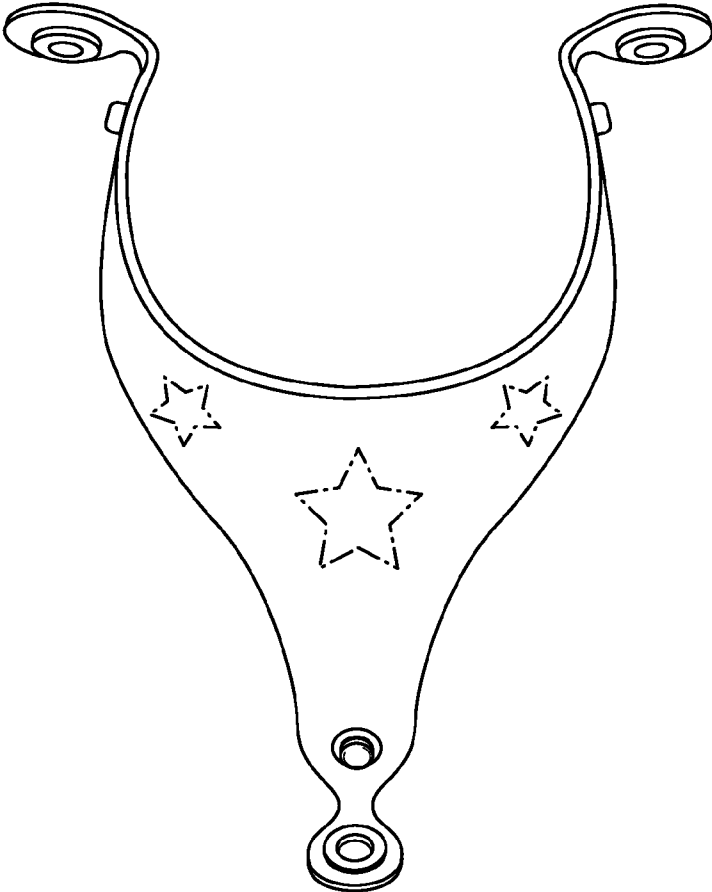


FIG. 2

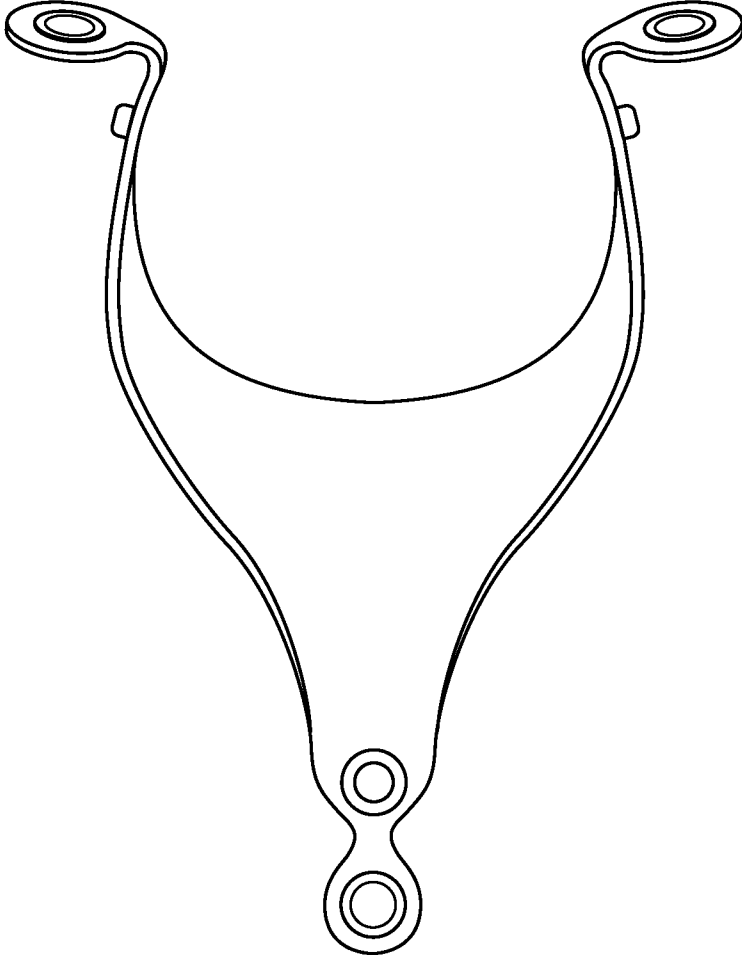


FIG. 3

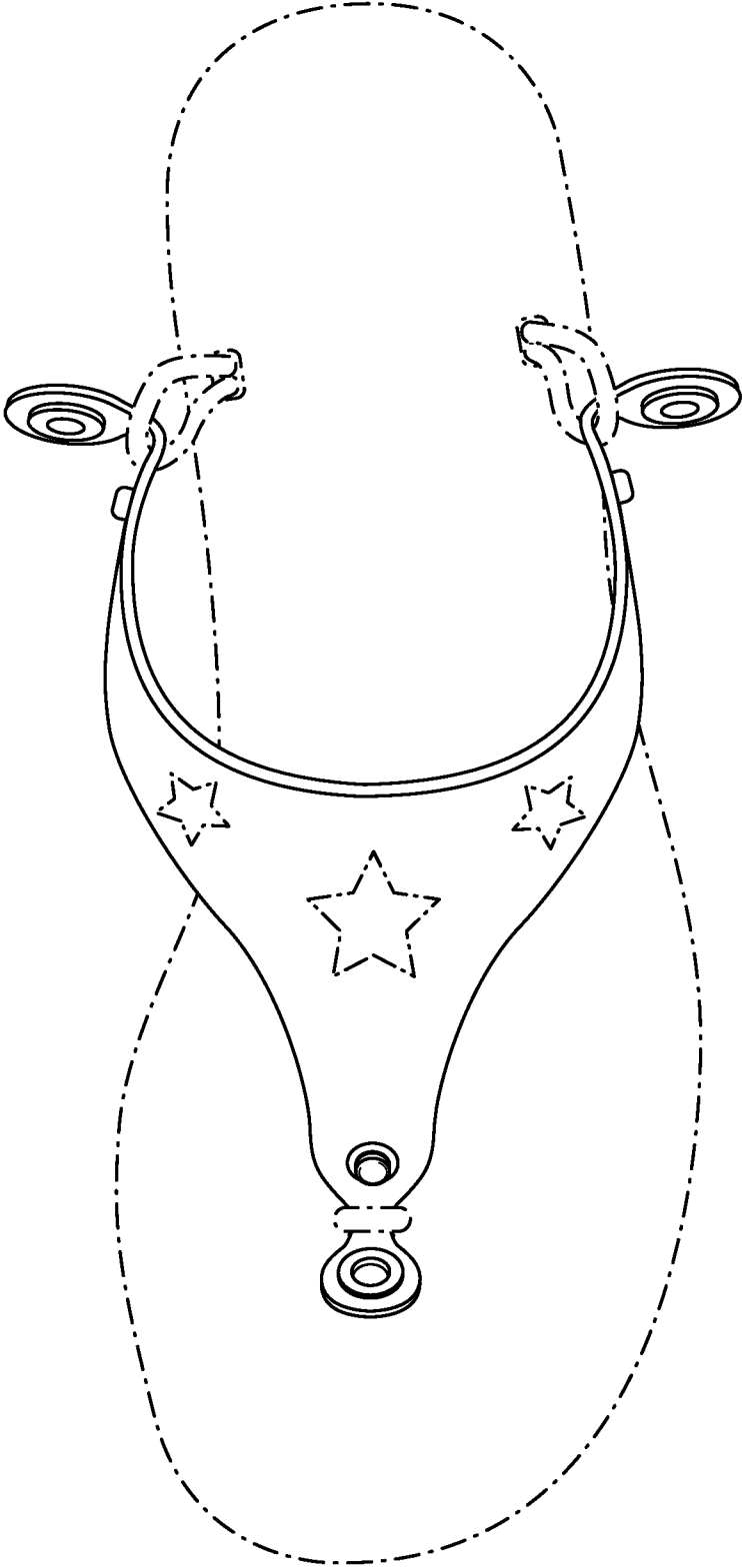


FIG. 4

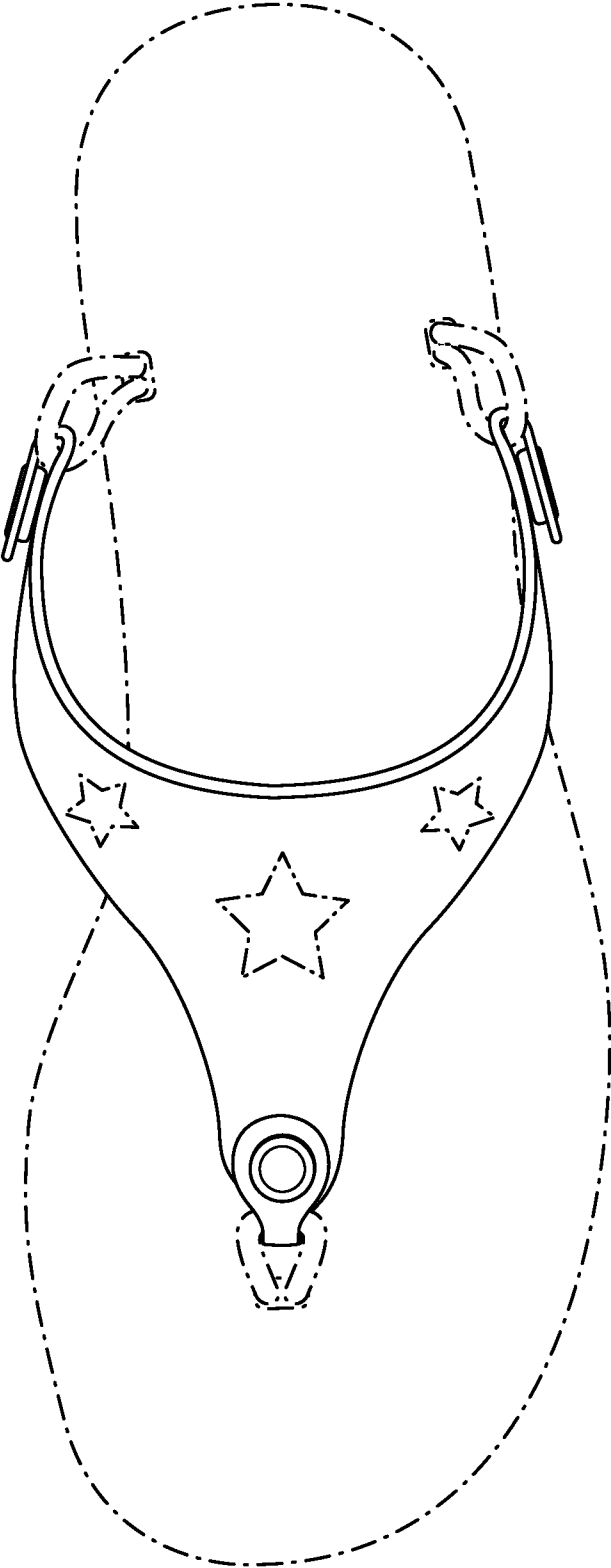


FIG. 5

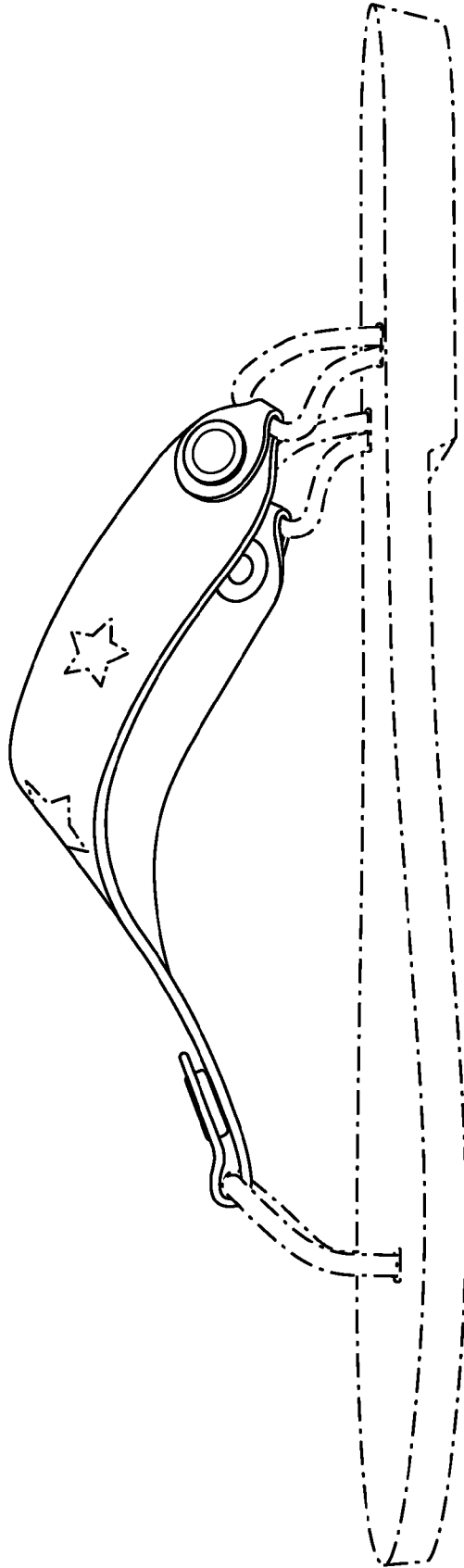


FIG. 6

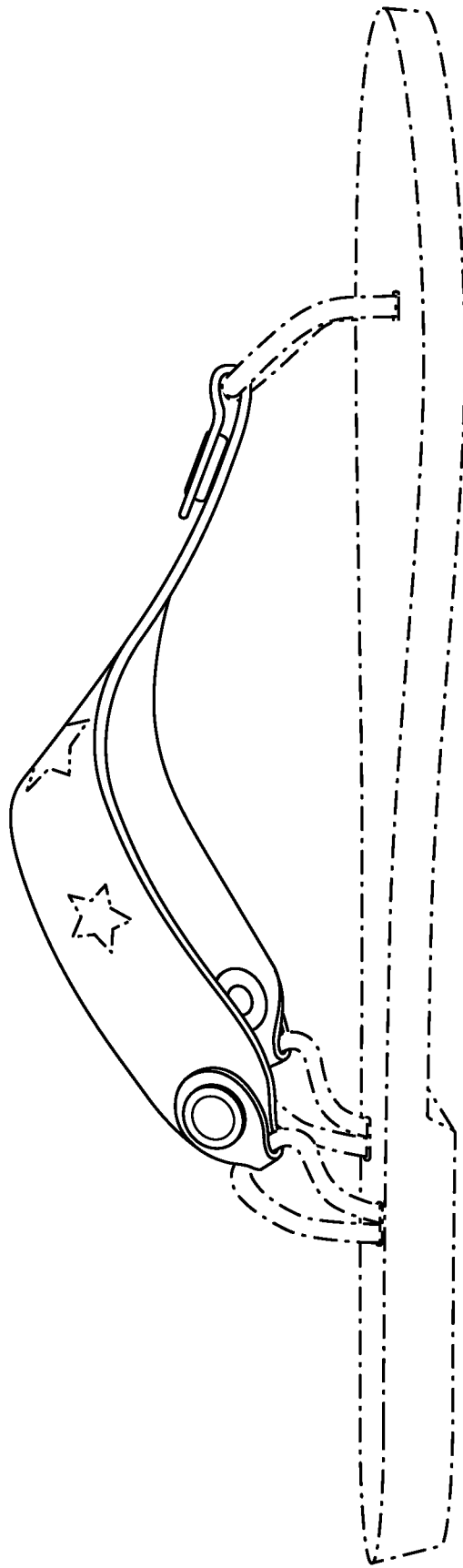


FIG. 7