



US00D690742S

(12) **United States Design Patent**  
**Sussman**

(10) **Patent No.:** **US D690,742 S**

(45) **Date of Patent:** **\*\* Oct. 1, 2013**

(54) **DECORATIVE FURNITURE FREEZER**

(76) Inventor: **Seymour Sussman**, Manchester, NJ  
(US)

(\*\*) Term: **14 Years**

(21) Appl. No.: **29/422,269**

(22) Filed: **May 18, 2012**

(51) **LOC (9) Cl.** ..... **15-07**

(52) **U.S. Cl.**  
USPC ..... **D15/81**

(58) **Field of Classification Search**

USPC ..... D15/79, 81, 83, 85, 88; 62/3.1, 3.6,  
62/3.63, 3.64, 389-400, 440, 441, 457.1,  
62/258, 329; 312/116, 226, 352, 400-408;  
D6/335, 336, 396, 432, 440, 448, 455, 470  
See application file for complete search history.

(56) **References Cited**

**U.S. PATENT DOCUMENTS**

D33,348	S	*	10/1900	Vanderlinda	.....	D15/88
D63,814	S	*	1/1924	Banta	.....	D15/85
D66,396	S	*	1/1925	Banta	.....	D15/85
D68,859	S	*	11/1925	Hornung	.....	D15/81
2,149,114	A	*	2/1939	Constantine	.....	62/377
2,554,290	A	*	5/1951	Becker	.....	62/329
D168,603	S	*	1/1953	Tell	.....	D6/440
2,743,981	A	*	5/1956	Moore	.....	312/401
D199,826	S	*	12/1964	Reichow	.....	D15/83
D217,074	S	*	3/1970	Jones	.....	D15/83

(Continued)

*Primary Examiner* — Mitchell Siegel

(74) *Attorney, Agent, or Firm* — Ash Tankha; Lipton,  
Weinberger & Husick


(57) **CLAIM**

The ornamental design for a decorative furniture freezer, as shown and described.

**DESCRIPTION**

FIG. 1 is a front isometric view for a decorative furniture freezer with the lid shown in a closed position;  
 FIG. 2 is an enlarged upper left front fragmented isometric view thereof;  
 FIG. 3 is an enlarged upper right front fragmented isometric view thereof;  
 FIG. 4 is an enlarged left door isometric view thereof;  
 FIG. 5 is an enlarged right door isometric view thereof;  
 FIG. 6 is an enlarged lower front fragmented isometric view thereof;  
 FIG. 7 is a front elevational view of FIG. 1;  
 FIG. 8 is an enlarged front elevational view of FIG. 2;  
 FIG. 9 is an enlarged front elevational view of FIG. 3;  
 FIG. 10 is an enlarged front elevational view of FIG. 4;  
 FIG. 11 is an enlarged front elevational view of FIG. 5;  
 FIG. 12 is an enlarged front elevational view of FIG. 6;  
 FIG. 13 is a rear isometric view of FIG. 1;  
 FIG. 14 is a rear elevational view of FIG. 13;  
 FIG. 15 is an enlarged right side elevational view of FIG. 1;  
 FIG. 16 is an enlarged top plan view of FIG. 1;  
 FIG. 17 is an enlarged bottom plan view of FIG. 1;  
 FIG. 18 is a front isometric view for a decorative furniture freezer with the lid shown in an open position;  
 FIG. 19 is an enlarged isometric view of the lid of FIG. 18;  
 FIG. 20 is a front elevational view of FIG. 18;  
 FIG. 21 is a right side view of FIG. 20; and,  
 FIG. 22 is a top plan view of FIG. 18.  
 The broken line showing is included for the purpose of illustrating and forms no part of the claimed design.

**1 Claim, 22 Drawing Sheets**



# US D690,742 S

Page 2

---

(56)

## References Cited

### U.S. PATENT DOCUMENTS

4,400,951 A *	8/1983	Cherry .....	62/258	D501,489 S *	2/2005	Seo et al. ....	D15/83
D358,823 S *	5/1995	Grant .....	D15/83	D551,259 S *	9/2007	Wilson .....	D15/79
5,671,991 A *	9/1997	Grant .....	312/406	D652,434 S *	1/2012	Sun et al. ....	D15/83
				D672,793 S *	12/2012	Tang et al. ....	D15/83
				2005/0189852 A1 *	9/2005	Dearo et al. ....	312/204

\* cited by examiner




FIG. 1

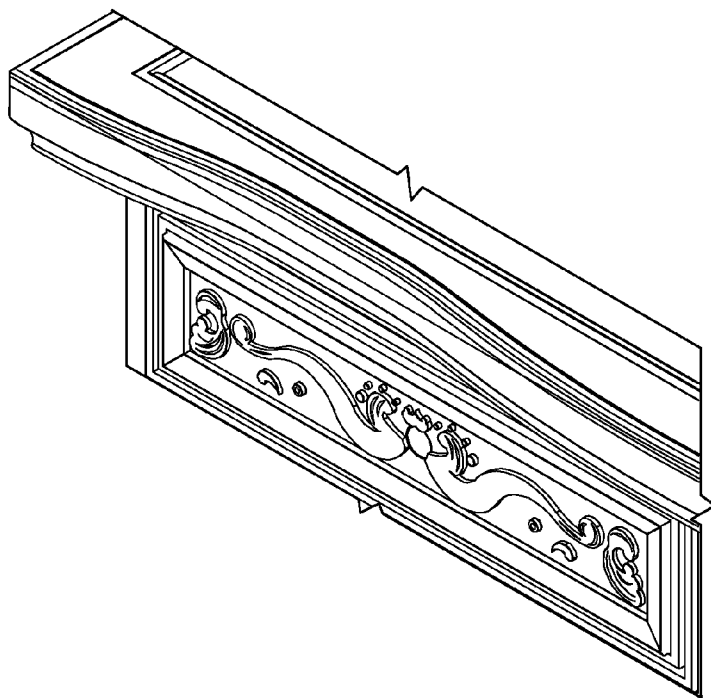


FIG. 2

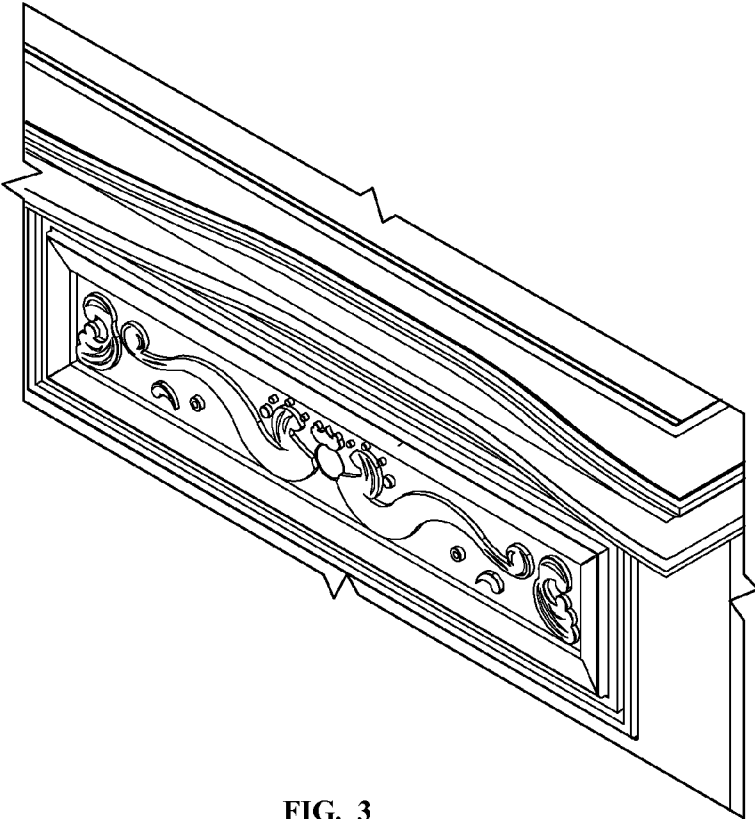


FIG. 3




FIG. 4




FIG. 5

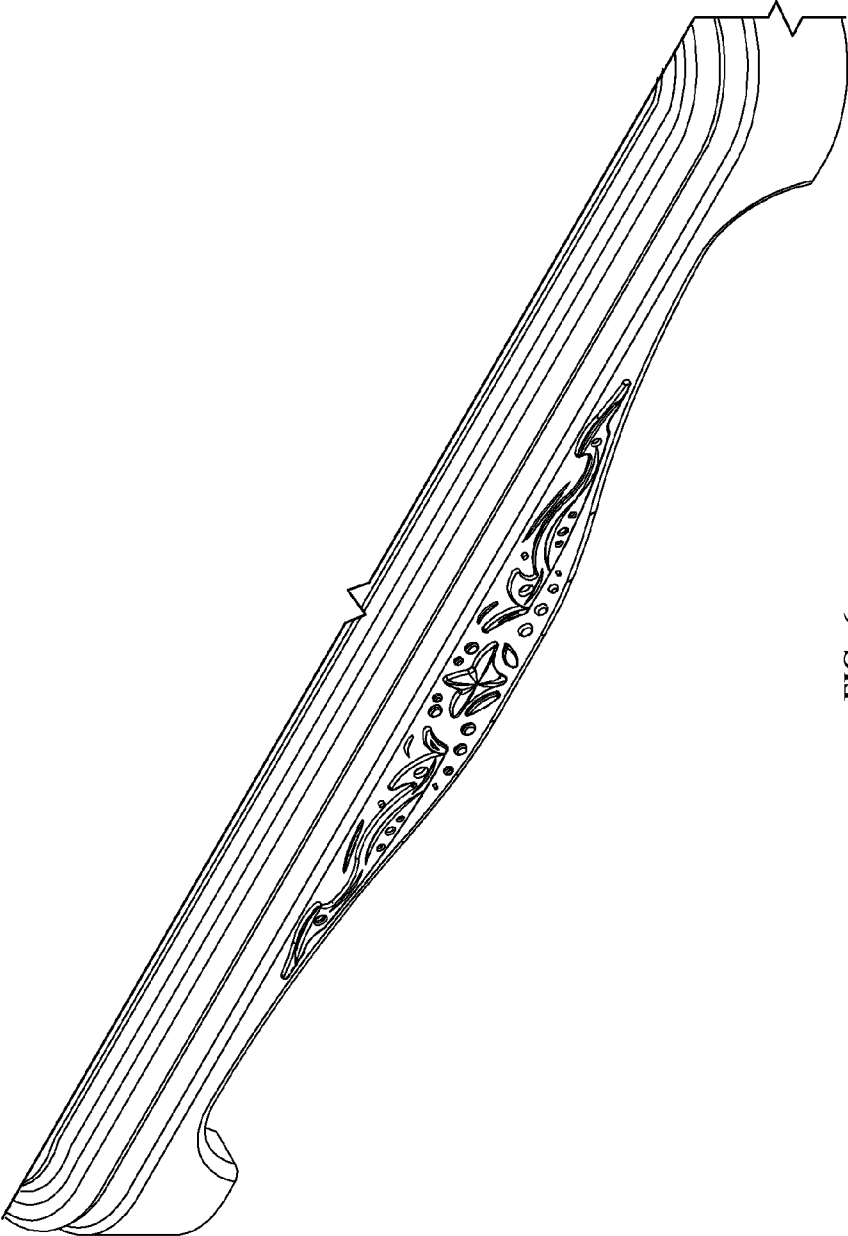


FIG. 6






FIG. 7




FIG. 8




FIG. 9




FIG. 10




FIG. 11

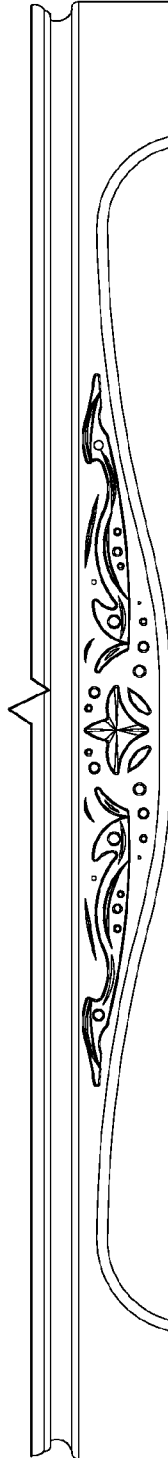


FIG. 12




FIG. 13

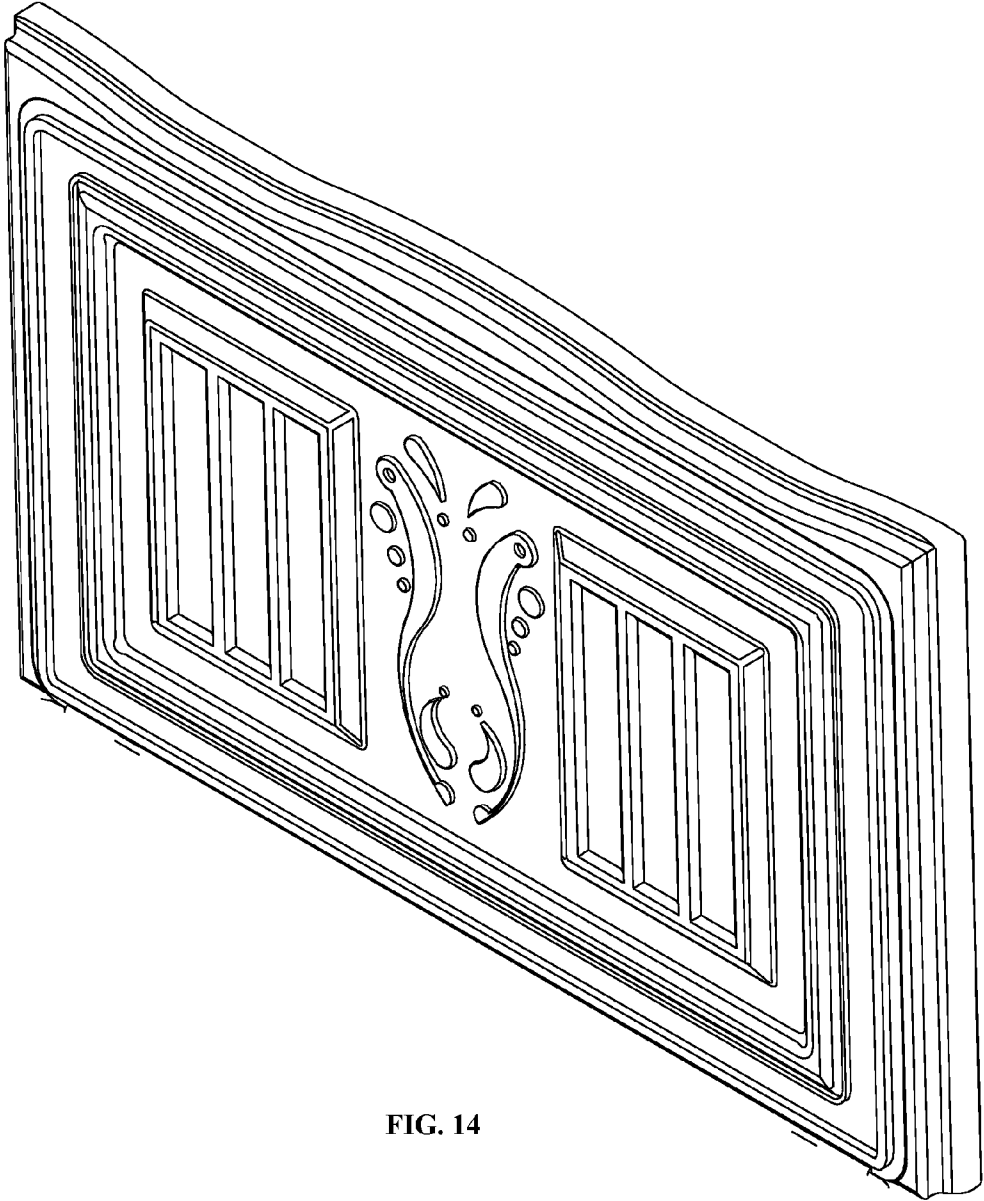


FIG. 14



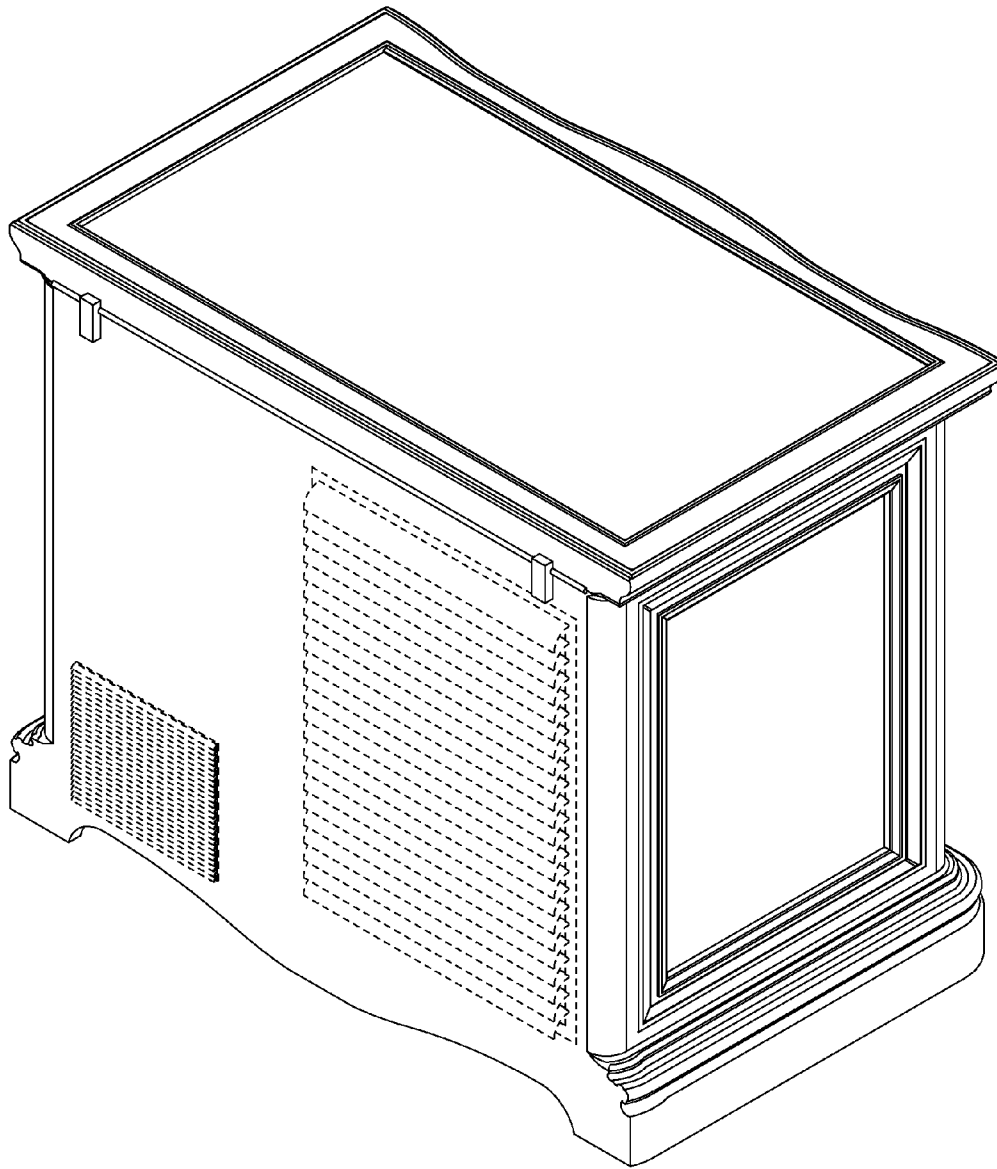


FIG. 15

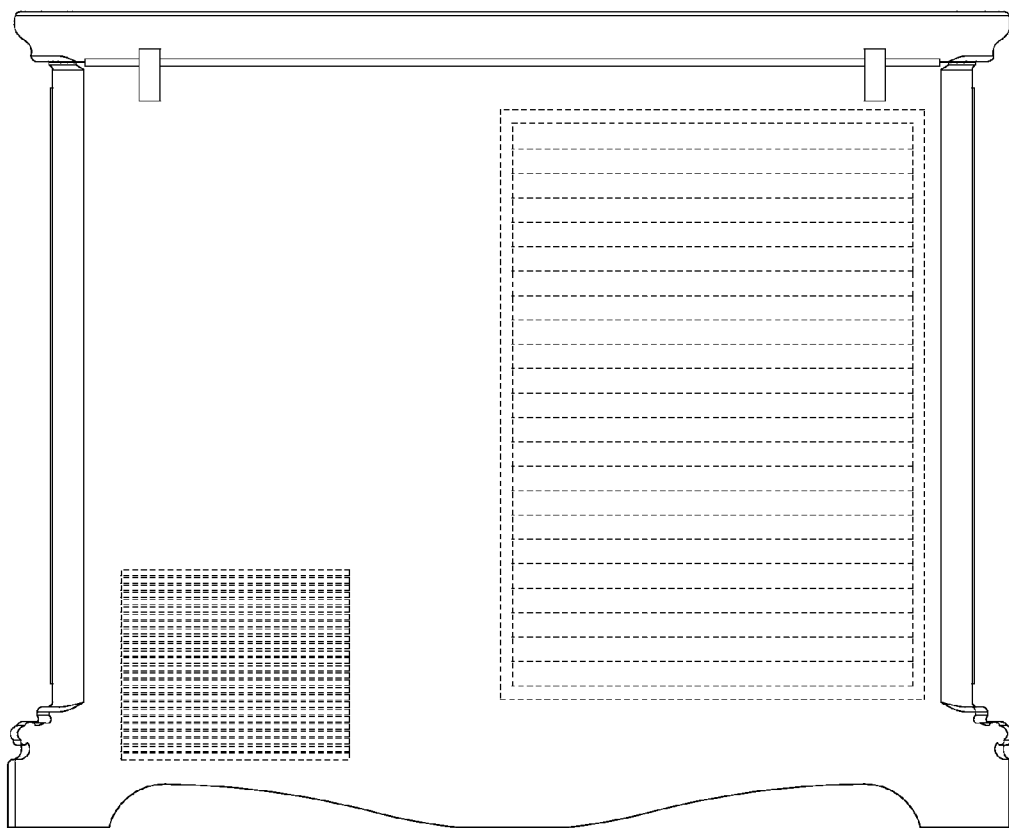


FIG. 16

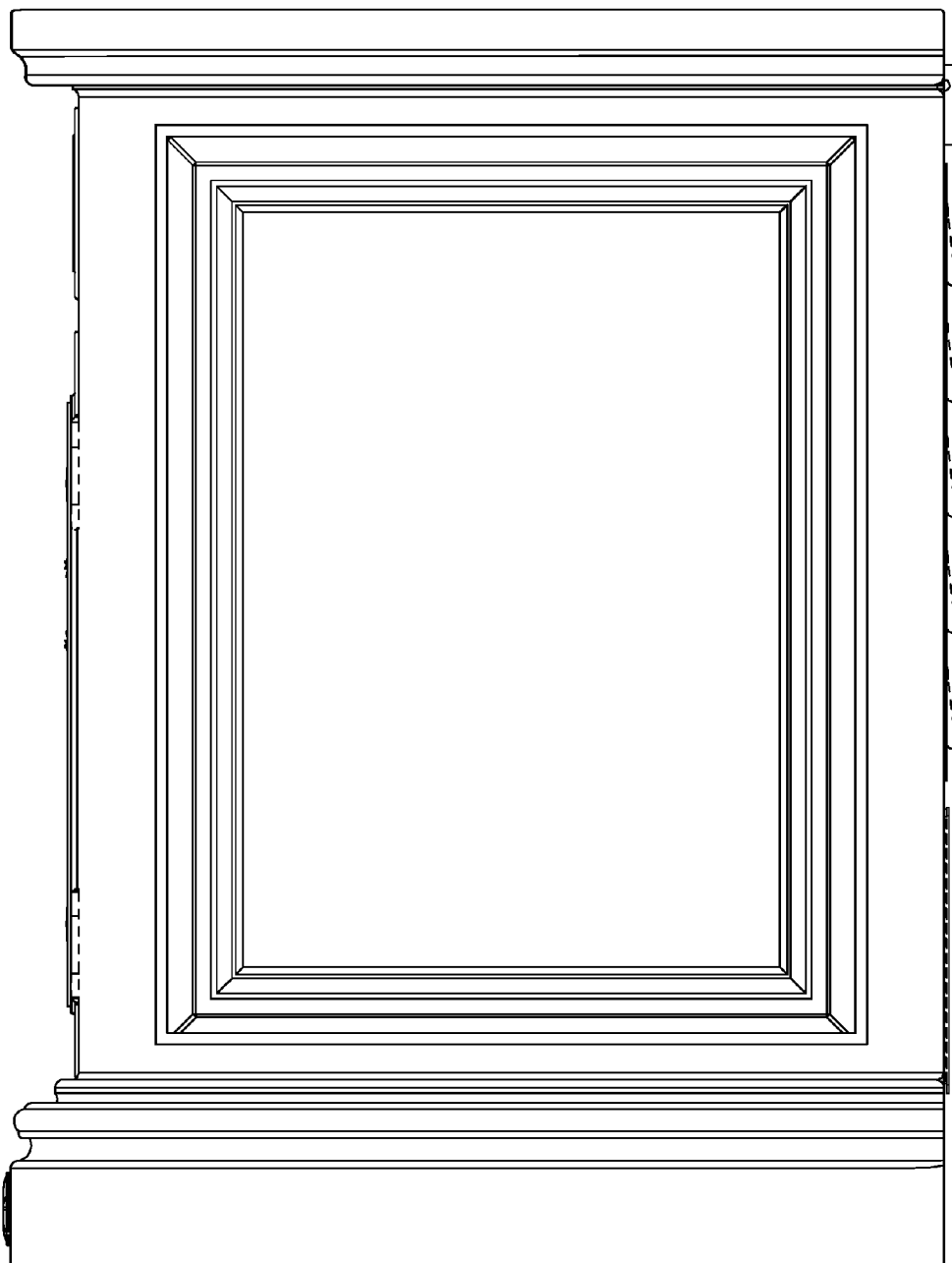


FIG. 17




FIG. 18

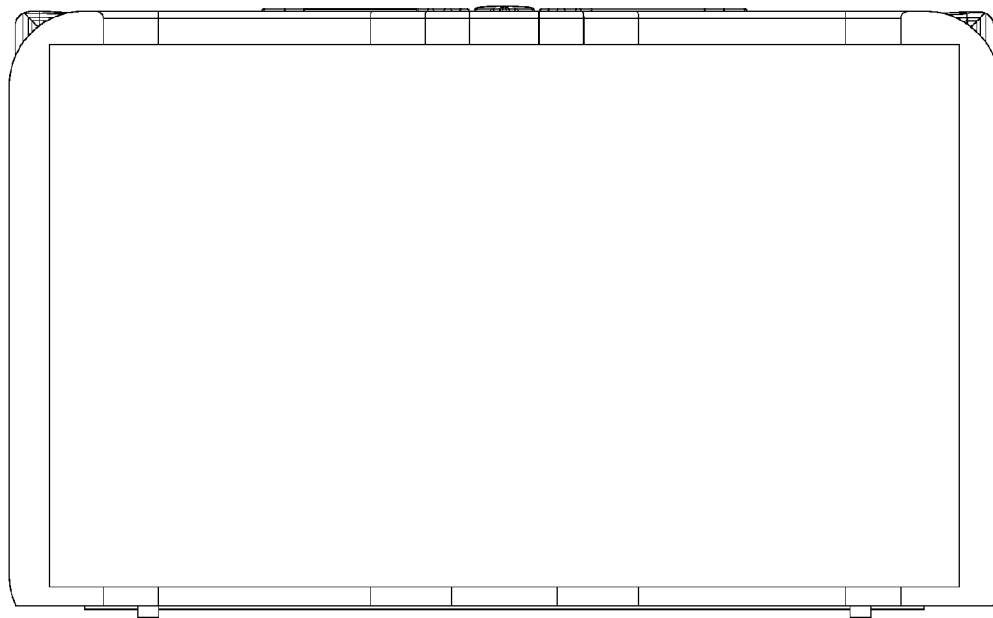


FIG. 19




FIG. 20

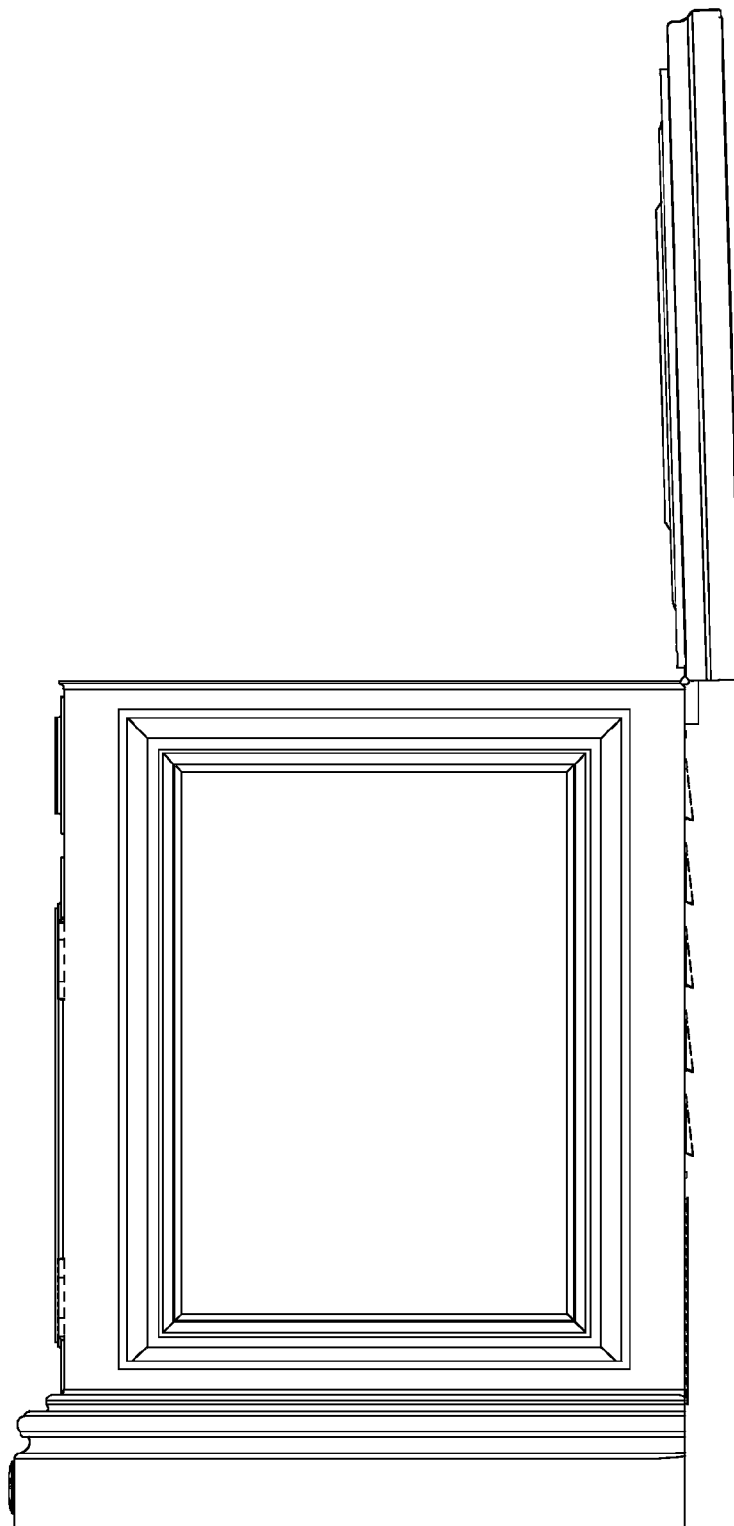


FIG. 21




FIG. 22